

H1 - 2022 Supply Chain Traceability

This report provides traceability information on LDC's global palm operations, for the first half of 2022. This includes LDC Indonesia refineries, Singapore commercial trading operations, LDC India and LDC packaging business.

Mills supplying the LDC Indonesia refineries are considered direct, given our direct sourcing relations with oil palm mills in producing countries. The rest are considered indirect.

NDPE IRF profiles of our two Indonesia refineries are disclosed. Lists of trading partners are also included.

The data is based on self-declaration information or public dashboards and is gathered bi-annually.

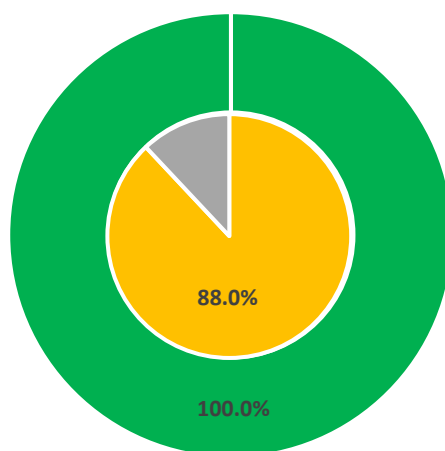
Best efforts are made to ensure accuracy.



Location of our Indonesia refineries

LDC INDONESIA (LAMPUNG REFINERY)

All of the supplying mills are third party mills in Indonesia. There are 5 supplying mills source from their own operation only, 13 supplying mills source from both own operation & third party and the other 12 supplying mills source from their third party only. The supplying mills source 17% from their own operation and 83% from third party.



■ Traceability to Mill (TTM) ■ Traceability to Plantation (TTP)

Suppliers	Number of suppliers	Volume percentage
Owned Mills	0	0%
Third Party Mills	30	95%
Trading Companies	4	5%

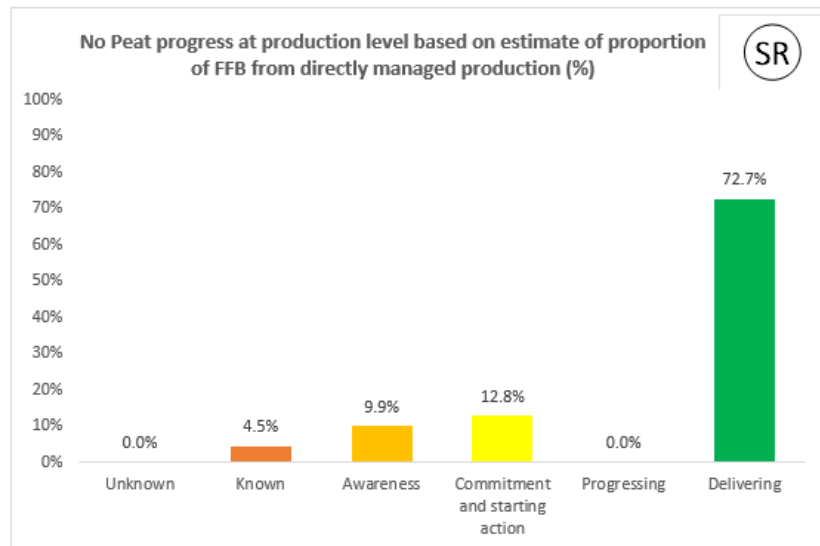
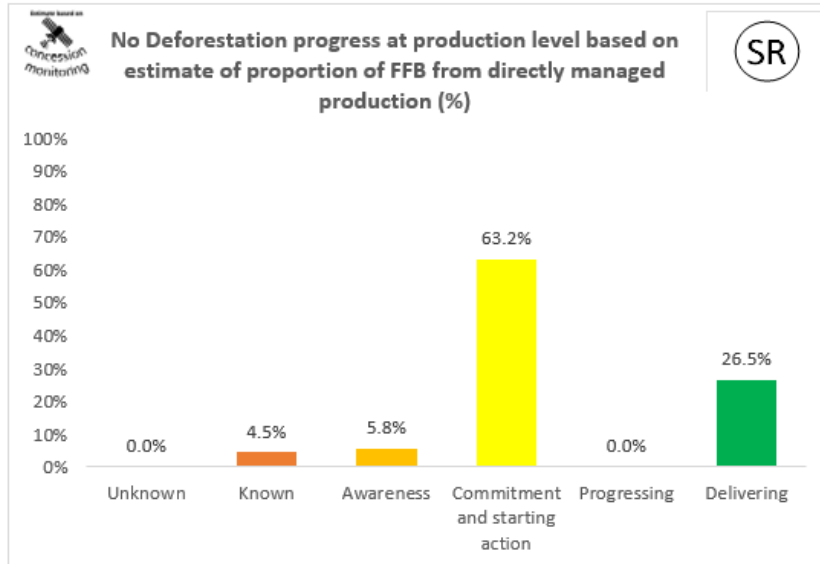
List of Mills

Parent Company Name	Mill Name	Country	Latitude	Longitude	UML
Aek Tarum	Belida	Indonesia	-3.8366	104.9695	PO100000284
Anaktuha Sawit Mandiri	Anaktuha Sawit Mandiri	Indonesia	-5.0955	105.1868	PO1000006295
Bengkulu Sawit Lestari	Bengkulu Sawit Lestari	Indonesia	-4.5335	103.0570	PO1000005206
Bina Sains Cemerlang	Sungai Pinang	Indonesia	-2.9857	103.4060	PO1000000316
Cipta Usaha Sejati	Mabali	Indonesia	-1.0001	110.1957	PO1000004318
Ciptamas Bumi Selaras	Ciptamas Bumi Selaras	Indonesia	-4.8669	103.5342	PO1000008132
Daya Semesta Agro Persada	Daya Semesta Agro Persada	Indonesia	-2.9639	104.9178	PO1000004175
Ekajaya Multiperkasa	Ekajaya Multiperkasa	Indonesia	-3.5532	103.3020	PO1000004490
Garuda Bumi Perkasa	Garuda Bumi Perkasa	Indonesia	-4.0299	105.158	PO1000004064
Gunung Tua Abadi	Sumber Sawit	Indonesia	-3.8100	105.1700	PO1000003970
Guthrie Pecconina Indonesia	Rantau Panjang	Indonesia	-2.9162	103.7508	PO1000000320
Indralaya Agro Lestari	Indralaya Agro Lestari	Indonesia	-3.0743	104.5885	PO1000008143
Jalin Vaneo	Jalin Vaneo	Indonesia	-0.9922	110.1811	NA
Kalirejo Lestari	Kalirejo Lestari	Indonesia	-5.2287	104.9482	PO1000006294
Kriya Swarna Pubian	Kriya Swarna Pubian	Indonesia	-5.0637	104.8766	PO1000004055
Lambang Bumi Perkasa	Lambang Bumi Perkasa	Indonesia	-4.7018	105.3728	PO1000008392
Menggala Sawitindo	Menggala Sawitindo	Indonesia	-4.3508	105.2709	PO1000004060
Mitra Aneka Rezeki	Mitra Aneka Rezeki	Indonesia	-2.7220	104.3586	PO1000003497

Parent Company Name	Mill Name	Country	Latitude	Longitude	UML
Mutiara Bunda Jaya	Permata Bunda	Indonesia	-3.9420	105.1098	PO1000004548
Perkebunan Nusantara VII	Bekri	Indonesia	-5.0739	105.1345	PO1000007477
Selapan Jaya	Selapan Jaya	Indonesia	-3.7076	105.0971	PO1000005580
Sentosa Agri Prima	Sentosa Agri Prima	Indonesia	-3.5584	105.2653	NA
Serasan Sekundang Sawitmas	Serasan Sekundang Sawitmas	Indonesia	-3.8929	104.0956	PO1000007610
Sinar Bengkulu Selatan	Sinar Bengkulu Selatan	Indonesia	-4.3782	102.8406	PO1000004059
Sinar Jaya Inti Mulya	Sinar Jaya Inti Mulya	Indonesia	-5.0665	105.3020	PO1000006301
Surya Utama Nabati	Surya Utama Nabati	Indonesia	-4.1889	105.2206	PO1000004063
Telaga Hikmah	Telaga Hikmah	Indonesia	-3.5995	105.0605	PO1000004518
Utama Agrindo Mas	Utama Agrindo Mas	Indonesia	-3.9727	122.2739	NA
Wana Potensi Guna	Wana Potensi Guna	Indonesia	-2.8217	103.4444	PO1000004317
Way Kanan Sawitindo Mas	Way Kanan Sawitindo Mas	Indonesia	-4.4467	104.4217	PO1000008440

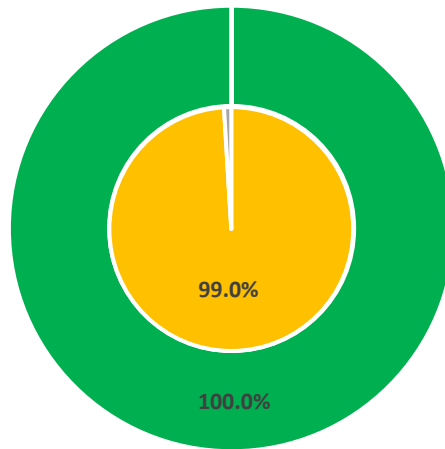
List of Trading Companies

Trading Company Name
PT Gunung Aji Jaya
PT Kwala Gunung
PT Palembang Sawit Lestari
PT Suryatama Kencana Jaya



LDC EAST INDONESIA (BALIKPAPAN REFINERY)

All of the supplying mills are third party mills in Indonesia. There are 6 supplying mills source from their own operation only and the other 15 supplying mills source from both own operation & third party. The supplying mills source 83% from their own operation and 17% from third party.



■ Traceability to Mill (TTM) ■ Traceability to Plantation (TTP)

Suppliers	Number of suppliers	Volume percentage
Owned Mills	0	0%
Third Party Mills	21	100%
Trading Companies	0	0%

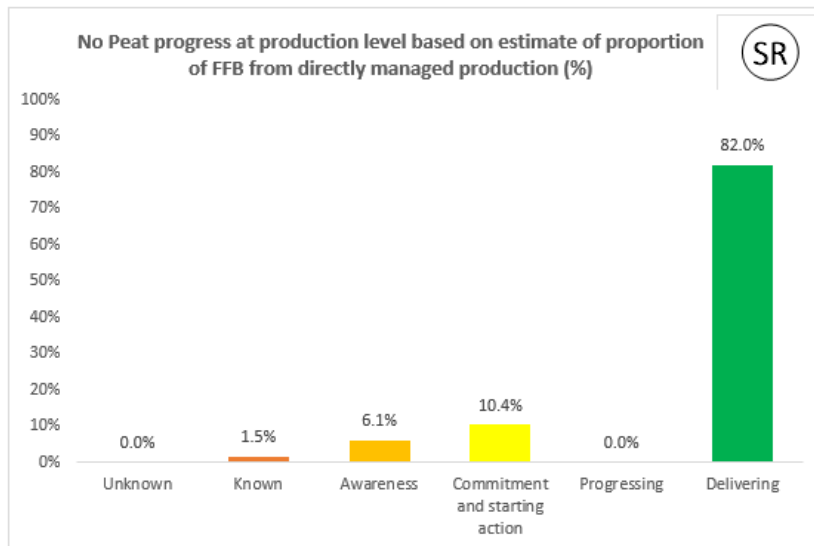
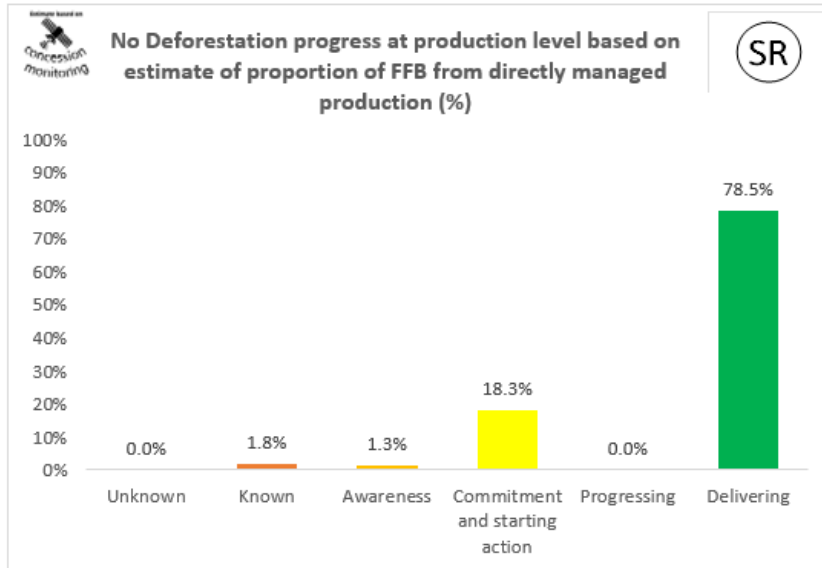
List of Mills

Parent Company Name	Mill Name	Country	Latitude	Longitude	UML
Agro Inti Kencanaamas	Agro Inti Kencanaamas	Indonesia	-2.2224	116.3561	PO1000004858
Alamraya Kencana Mas	Alamraya Kencana Mas	Indonesia	-2.4003	115.9882	PO1000004194
Anugerah Energitama	Anugerah Energitama	Indonesia	0.7913	117.2825	PO1000004859
Borneo Indah Marjaya	Borneo Indah Marjaya	Indonesia	-2.0332	116.4010	PO1000004096
Dwiwira Lestari Jaya	Dwiwira Lestari Jaya	Indonesia	1.6061	118.0444	PO1000008424
Etam Bersama Lestari	Etam Bersama Lestari	Indonesia	1.2239	117.8794	PO1000008346
Hamparan Perkasa Mandiri	Hamparan Perkasa Mandiri	Indonesia	0.7778	116.6078	PO1000008265
Hutan Hijau Mas	Berau	Indonesia	2.2114	117.1659	PO1000004533
Jabontara Eka Karsa	Jabon	Indonesia	1.2431	118.3386	PO1000005793
Karyanusa Ekadaya	Karyanusa Ekadaya	Indonesia	0.9919	116.7537	PO1000008274
Kutai Agro Lestari	Kutai Agro Lestari	Indonesia	-0.6428	115.7388	PO1000007561
Muaratoyu Subur Lestari	Muaratoyu Subur Lestari	Indonesia	-1.3518	116.3829	PO1000004107
Niagamas Gemilang	Niagamas Gemilang	Indonesia	-0.5923	116.8225	PO1000008233
REA Kaltim Plantations	Cakra	Indonesia	0.2653	116.2664	PO1000000512
REA Kaltim Plantations	Perdana	Indonesia	0.2585	116.1499	PO1000000143
Sasana Yudha Bakti	Satria	Indonesia	0.4230	116.1497	PO1000009016
Satu Sembilan Delapan	Satu Sembilan Delapan	Indonesia	2.1426	117.2984	PO1000007603
Sawit Kaltim Lestari	Sawit Kaltim Lestari	Indonesia	-0.0660	116.8307	PO1000008128

Parent Company Name	Mill Name	Country	Latitude	Longitude	UML
Sinergi Agro Industri	Sinergi Agro Industri	Indonesia	0.9039	118.4249	PO1000008577
Tunas Prima Sejahtera	Tunas Prima Sejahtera	Indonesia	0.0561	116.3799	PO1000008563
Yudha Wahana Abadi	Yudha Wahana Abadi	Indonesia	1.4408	117.2127	PO1000006266

List of Trading Companies

Trading Company Name
-



VERIFICATION STATEMENT

As an independent third-party

Control Union Certifications B.V.

Meeuwenlaan 4-6
8011 BZ Zwolle
The Netherlands

confirms to have verified that

NDPE IRF (January – December 2021)

as published by

LOUIS DREYFUS COMPANY ASIA PTE LTD

12 Marina Boulevard,
Marina Bay Financias Centre Tower 3
Singapore

A description of the methodology applied for the verification process is provided below

Attestation information

Verification code: CU2021LDC

Place and date of issue:

São Paulo, Brazil 20-04-2022

Last date of assessment: 10-03-2022

Declared by:



Tomas Pueta
Manager

Facilities included in the scope of this evaluation

The verification was conducted for two refineries facilities, PT LDC East Indonesia (LDCE), Balikpapan and PT LDC Indonesia (LDCl), Lampung and 64 mills with their corresponding IRF category.

Conclusion

Control Union's responsibility was to exclusively verify the accurateness and completeness of the IRF methodology and processes for the calculation of the IRF profiles for the facilities in the scope of the assessment. Based on the information and evidence presented to Control Union, LOUIS DREYFUS COMPANY ASIA PTE LTD as the data aggregator has been verified and found compliant with the methodology detailed above.

Attestation information

Verification code: CU2021LDC
Place and date of issue:
São Paulo, Brazil 20-04-2022
Last date of assessment: 10-03-2022

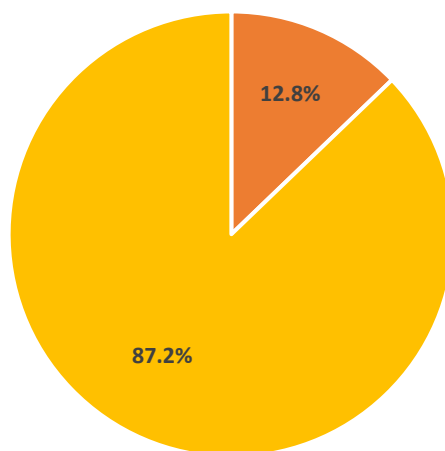
Declared by:

A handwritten signature in blue ink, appearing to read 'Tomas Pueta', is written over a printed name and title.

Tomas Pueta
Manager

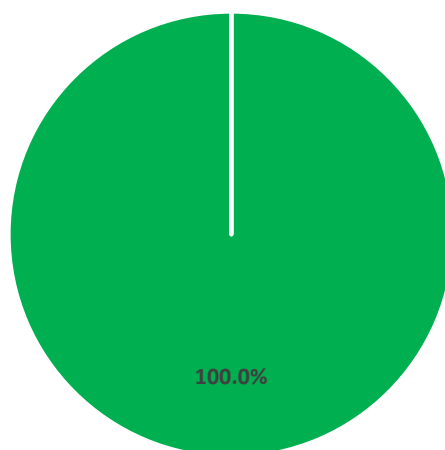
LDC INDIA

LDC operates an edible oil refinery in India, importing crude palm oil from Indonesia and Malaysia through trading partners. It supplies refined palm oil products to the domestic market, mainly for the food manufacturing industry and household consumption.



■ High Seas (HSS) ■ Import

LDC India Volume H1 - 2022



■ Traceability to Mill (TTM)

List of Mills:

Parent Company Name	Mill Name	Country	Latitude	Longitude	UML
Agro Abadi	Agro Abadi	Indonesia	0.3460	101.4752	PO1000008215
Air Kampar	Air Kampar	Indonesia	0.4241	101.1839	NA
Anderson Unedo	Anderson Unedo	Indonesia	0.6647	101.0825	NA
Anson Oil Industries Sdn Bhd	Anson Oil Industries	Malaysia	3.9556	101.1990	PO1000006192
Anugerah Tani Makmur	Anugerah Tani Makmur	Indonesia	0.5362	101.6020	PO1000007457
Arah Kawasan Sdn Bhd	Arah Kawasan	Malaysia	5.2788	100.6861	PO1000003715
Arya Rama Prakasa	Arya Rama Prakasa	Indonesia	1.2222	100.3842	PO1000008279
Asia Sawit Lestari	Asia Sawit Lestari	Indonesia	-1.8376	103.3790	PO1000007468
Asia Sawit Makmur Jaya	Asia Sawit Makmur	Indonesia	-0.4855	101.4520	PO1000004315
Asian Plantations Milling Sdn Bhd	Asian Plantations Milling	Malaysia	3.5871	114.2259	PO1000003806

Parent Company Name	Mill Name	Country	Latitude	Longitude	UML
Aumkar Plantations Sdn Bhd	Aumkar	Malaysia	4.7474	117.8688	PO1000003845
Balung Palm Oil Mill Sdn Bhd	Balung	Malaysia	4.3791	118.1861	PO1000003717
Barumon Agri Sentosa	Aek Sigala Gala	Indonesia	1.6212	100.1024	PO1000001315
Bell Sri Lingga Sdn Bhd	Bell Sri Lingga	Malaysia	2.3776	101.9853	PO1000006242
Bell-KSL Sdn Bhd	Bell-KSL	Malaysia	2.4683	101.9938	PO1000007579
Berkat Sawit Sejahtera	Berkat Sawit Sejahtera	Indonesia	-0.7100	102.6600	PO1000007652
Bina Fitri Jaya	Bina Fitri Jaya	Indonesia	0.8091	101.2780	PO1000004419
Bina Mitra Makmur	Bina Mitra Makmur	Indonesia	-1.4972	102.2407	PO1000007481
Bina Sawit Nusantara	Bina Sawit Nusantara	Indonesia	0.1657	101.3266	PO1000004860
Binu Plantation Sdn Bhd	Binu	Malaysia	3.9417	114.0265	PO1000003936
Boustead Plantations Berhad	Sungai Jernih	Malaysia	3.3370	103.1000	PO1000000338
Boustead Plantations Berhad	Trong Oil Mill	Malaysia	4.6736	100.7082	PO1000006389
Brantian Palm Oil Sdn Bhd	Brantian	Malaysia	4.4366	117.5168	PO1000003915
Bumi Mentari Karya	Kampar	Indonesia	0.6267	101.1386	PO1000004403
Bungo Suko Menanti	Bungo Suko Menanti	Indonesia	-1.3074	101.7652	PO1000009558
Cheekah-Kemayan Plantations Sdn Bhd	Cheekah-Kemayan	Malaysia	3.1486	102.4754	PO1000003868
Chin Teck Plantations Berhad	Keratong	Malaysia	3.2941	102.8215	PO1000004786
Chin Teck Plantations Berhad	Gua Musang	Malaysia	4.8365	102.0044	PO1000006169
Citra Bumi Agro	Citra Bumi Agro	Indonesia	0.9958	100.6169	PO1000004425
Citra Sawit Harum	Citra Sawit Harum	Indonesia	-1.7425	102.0545	PO1000006208
Classic Palm Oil Mill Sdn Bhd	Classic	Malaysia	2.6009	102.6246	PO1000003743
Dasa Anugerah Sejati	Taman Raja	Indonesia	-1.1767	103.0078	PO1000002143
Dd Palm Oil Mill Sdn Bhd	Dd Palm	Malaysia	3.1429	113.3103	PO1000007497
Delima Makmur	Delima Makmur	Indonesia	2.2451	98.0285	PO1000004155
Desa Kim Loong Palm Oil Sdn Bhd	Desa Kim Loong	Malaysia	5.1299	116.2656	PO1000003824
Dharmasraya Lestarindo	Dharmasraya Lestarindo	Indonesia	-1.0760	101.6636	PO1000004434
Dharmasraya Palma Sejahtera	Dharmasraya Palma Sejahtera	Indonesia	-1.6485	102.9255	PO1000010013
Dian Anggara Persada	Mutiara Sam-Sam Kandis	Indonesia	0.9791	101.0453	PO1000008273
Endau Palm Oil Mill Sdn Bhd	Endau	Malaysia	2.6799	103.5054	PO1000003869
Eng Hong Palm Oil Mill Sdn Bhd	Eng Hong	Malaysia	2.8598	101.4744	PO1000006223
Eng Thye Plantations Berhad	Ladang Gula	Malaysia	4.9550	100.4689	PO1000003747
Ensengei Palm Oil Mill Sdn Bhd	Ensengei Pom	Malaysia	1.3092	110.6244	PO1000010067
Felcra Berhad	Selama	Malaysia	5.1783	100.7167	PO1000003816
Felcra Jayaputra Sdn Bhd	Jayaputra	Malaysia	3.9829	102.2225	PO1000007527
Felcra Processing & Engineering Sdn Bhd	Felcra Maran	Malaysia	3.5709	102.6857	PO1000003754
Felcra Processing & Engineering Sdn Bhd	Felcra Nasaruddin	Malaysia	4.3235	100.9383	PO1000003755
Felcra Processing & Engineering Sdn Bhd	Felcra Seberang Perak	Malaysia	4.1481	100.8398	PO1000003756
Felcra Processing & Engineering Sdn Bhd	Felcra Processing & Engineering	Malaysia	3.9996	101.1670	PO1000003758
FGV Palm Industries Sdn Bhd	Kota Gelanggi	Malaysia	3.9217	102.4895	PO1000000254

Parent Company Name	Mill Name	Country	Latitude	Longitude	UML
FGV Palm Industries Sdn Bhd	Lepar Utara 6	Malaysia	3.9708	102.6917	PO1000000255
FGV Palm Industries Sdn Bhd	Jengka 3	Malaysia	3.6947	102.5947	PO1000000514
FGV Palm Industries Sdn Bhd	Bukit Mendi	Malaysia	3.2058	102.3034	PO1000000576
FGV Palm Industries Sdn Bhd	Seroja	Malaysia	3.5904	102.5592	PO1000000603
FGV Palm Industries Sdn Bhd	Jengka 21	Malaysia	3.7402	102.4896	PO1000000607
FGV Palm Industries Sdn Bhd	Padang Piol	Malaysia	4.0239	102.3883	PO1000000674
FGV Palm Industries Sdn Bhd	Triang	Malaysia	3.2700	102.5770	PO1000000762
FGV Palm Industries Sdn Bhd	Kemasul	Malaysia	3.2725	102.2314	PO1000000820
FGV Palm Industries Sdn Bhd	Bukit Kepayang	Malaysia	3.3463	102.5974	PO1000000898
FGV Palm Industries Sdn Bhd	Tementi	Malaysia	3.2647	102.5989	PO1000000901
FGV Palm Industries Sdn Bhd	Bukit Sagu	Malaysia	3.9669	103.1487	PO1000001233
FGV Palm Industries Sdn Bhd	Lepar Hilir	Malaysia	3.6453	103.0128	PO1000001320
FGV Palm Industries Sdn Bhd	Sg Tenggi	Malaysia	3.5861	101.4156	PO1000001890
FGV Palm Industries Sdn Bhd	Panching	Malaysia	3.8261	103.1661	PO1000001891
FGV Palm Industries Sdn Bhd	Besout	Malaysia	3.8813	101.2771	PO1000001892
FGV Palm Industries Sdn Bhd	Trolak	Malaysia	3.9380	101.3502	PO1000001893
FGV Palm Industries Sdn Bhd	Neram	Malaysia	4.0067	103.2886	PO1000001896
FGV Palm Industries Sdn Bhd	Krau	Malaysia	3.6472	101.9764	PO1000001897
FGV Palm Industries Sdn Bhd	Mempaga	Malaysia	3.5272	101.9803	PO1000001898
FGV Palm Industries Sdn Bhd	Serting	Malaysia	2.9004	102.4460	PO1000001899
FGV Palm Industries Sdn Bhd	Jerangau Barat	Malaysia	4.9161	103.1353	PO1000001901
FGV Palm Industries Sdn Bhd	Kerteh	Malaysia	4.6258	103.3319	PO1000001907
FGV Palm Industries Sdn Bhd	Kemahang	Malaysia	5.8661	102.0056	PO1000002998
FGV Palm Industries Sdn Bhd	Aring A	Malaysia	4.9408	102.3642	PO1000003045
FGV Palm Industries Sdn Bhd	Tersang	Malaysia	4.1069	101.8014	PO1000003262
FGV Palm Industries Sdn Bhd	Chini 3	Malaysia	3.3665	102.9313	PO1000003760
FGV Palm Industries Sdn Bhd	Kechau B	Malaysia	4.2392	102.1067	PO1000006989
FGV Palm Industries Sdn Bhd	Serting Hilir	Malaysia	2.9978	102.4781	PO1000006998
FGV Palm Industries Sdn Bhd	Chiku	Malaysia	4.9419	102.2036	PO1000007000
FGV Palm Industries Sdn Bhd	Cini 2	Malaysia	3.3952	102.9681	PO1000007489
FGV Palm Industries Sdn Bhd	Pasoh	Malaysia	3.0141	102.2862	PO1000008205
FGV Palm Industries Sdn Bhd	Jengka 8	Malaysia	3.8231	102.5069	PO1000008251
FGV Palm Industries Sdn Bhd	Chalok	Malaysia	5.4090	102.8031	PO1000010021
Flora Wahana Tirta	Flora Wahana Tirta	Indonesia	0.1348	101.2672	PO1000004154
Fortius Agro Asia	Fortius Agro Asia	Indonesia	0.4772	100.7515	PO1000004190
Fortius Wajo Perkebunan	Fortius Wajo Perkebunan	Indonesia	-1.0510	102.9062	PO1000008601
Gabungan Perusahaan Minyak Langkap Sdn Bhd	Langkap	Malaysia	4.0565	101.1392	PO1000003771
Gan Teng Siew Realty Sdn Bhd	Ulu Kanchong	Malaysia	2.5826	101.9979	PO1000006241
Ganda Buanindo	Ganda Buanindo	Indonesia	0.0062	101.2375	PO1000008138
Gandaerah Hendana	Gandaerah Hendana	Indonesia	-0.1560	102.2062	PO1000004138
Gemilang Sawit Lestari	Gemilang Sawit Lestari	Indonesia	-0.4548	101.8270	PO1000007508

Parent Company Name	Mill Name	Country	Latitude	Longitude	UML
Geng Group	Kencana Agro Persada	Indonesia	0.6056	101.2413	PO1000011194
Global Kalimantan Makmur	Global Kalimantan Makmur	Indonesia	0.7298	110.4631	PO1000004415
Global Sawit Semesta	Subulussalam	Indonesia	2.6200	98.0300	PO1000007646
Guna Agung Semesta	Guna Agung Semesta	Indonesia	0.9881	101.2435	PO1000006328
Guna Setia Pratama	Guna Setia Pratama	Indonesia	0.4281	101.5966	PO1000008224
Gunung Melayu	Gunung Melayu II	Indonesia	2.7494	99.4697	PO1000002608
Gunung Sawit Mas	Gunung Sawit Mas	Indonesia	1.0806	100.2944	PO1000009580
Hari Sawit Jaya	Negeri Lama II	Indonesia	2.3597	100.0353	PO1000003004
Hasil Karya Bumi Sejati	Hasil Karya Bumi Sejati	Indonesia	1.4511	100.6165	PO1000004260
Havys Oil Mill Sdn Bhd	Havys	Malaysia	2.8923	102.6627	PO1000003785
Herfinata Palm and Plantation	Herfinata Palm and Plantation	Indonesia	1.8541	100.1658	PO1000004496
Hilltop Palms Sdn Bhd	Tali Ayer	Malaysia	5.0523	100.5156	PO1000003966
Inecda Plantations	Inecda	Indonesia	-0.4932	102.3676	PO1000004128
Inti Indosawit Subur	Pangkalan Lesung	Indonesia	0.0262	102.1208	NA
Inti Indosawit Subur	Buatan I	Indonesia	0.4344	101.8250	PO1000000021
Inti Indosawit Subur	Ukui I	Indonesia	-0.2232	102.0950	PO1000000148
Inti Indosawit Subur	Muara Bulian	Indonesia	-1.5851	103.2012	PO1000000279
Inti Indosawit Subur	Tungkal Ulu	Indonesia	-1.3014	102.9794	PO1000000345
Inti Indosawit Subur	Buatan II	Indonesia	0.4600	101.8674	PO1000000382
Inti Indosawit Subur	Negeri Lama I	Indonesia	2.3597	100.0419	PO1000002147
Inti Indosawit Subur	Ukui II	Indonesia	-0.2770	102.1161	PO1000002491
Inti Indosawit Subur	Tanjung Selamat	Indonesia	2.1289	100.0089	PO1000002607
Inti Indosawit Subur	Tanjung Pauh	Indonesia	-0.0977	101.2979	PO1000006173
Inti Karya Plasma Perkasa	Inti Karya Plasma Perkasa	Indonesia	0.5443	101.2538	PO1000004198
Jabal Perkasa	Jabal Perkasa	Indonesia	1.0611	100.1319	PO1000007524
Jeng Huat (Bahau) Realty Sdn Bhd	Jeng Huat	Malaysia	3.1038	102.4581	PO1000003804
Jugra Palm Oil Mill Sdn Bhd	Jugra	Malaysia	2.8459	101.4672	PO1000007526
Karya Abadi Sama Sejati	Karya Abadi Sama Sejati	Indonesia	1.4758	100.5988	PO1000008287
Karya Indo Sejatitama	Karya Indo Sejatitama	Indonesia	-2.9979	102.7878	PO1000004075
Karya Indorata Persada	Karya Indorata Persada	Indonesia	0.1134	101.2356	PO1000007546
Karya Samo Mas	Karya Samo Mas	Indonesia	0.7928	100.4730	NA
Kebun Pantai Raja	Tanjung Pauh	Indonesia	-0.0575	101.2419	PO1000004341
Kema Development Sdn Bhd	Kema Development	Malaysia	3.7293	102.8888	PO1000006194
Kemabong Sdn Bhd	Sapang Palm Oil Mill	Malaysia	4.5788	118.3178	PO1000007560
Kemilau Permata Sawit	Sijunjung	Indonesia	-0.9038	101.3981	PO1000006186
Kencana Persada Nusantara	Kencana Persada Nusantara	Indonesia	1.1754	100.2327	PO1000004442
Kencana Utama Sejati	Kencana Utama Sejati	Indonesia	1.0690	100.1172	PO1000007569
Keresa Mill Sdn Bhd	Keresa	Malaysia	3.1641	113.6002	PO1000000340
Kesedar Perkilangan Sdn Bhd	Paloh 3	Malaysia	4.9999	102.2748	PO1000003809
Kharisma Agro Sejahtera	Kharisma Agro Sejahtera	Indonesia	-0.7523	102.2446	PO1000008231
Kilang Kelapa Sawit Jerantut Sdn Bhd	Jerantut	Malaysia	3.8620	102.3455	PO1000007530

Parent Company Name	Mill Name	Country	Latitude	Longitude	UML
Kilang Kelapa Sawit Lekir Sdn Bhd	Lekir	Malaysia	4.1512	100.7812	PO1000003815
Kilang Kosfarm Sdn Bhd	Kosfarm	Malaysia	2.9934	102.8200	PO1000003871
Kilang Minyak Kelapa Sawit Semantan Sdn Bhd	Semantan	Malaysia	3.4692	102.3137	PO1000006204
Kilang Minyak Sawit Kamunting Sdn Bhd	Kamunting	Malaysia	4.9227	100.7197	PO1000003817
Kilang Minyak Sawit Tg Tualang (1997) Sdn Bhd	Tg Tualang	Malaysia	4.3052	101.0390	PO1000003818
Kilang Sawira Makmur Sdn Bhd	Sawira Makmur	Malaysia	2.9676	103.0924	PO1000003752
Kilang Sawit C.P. Sdn Bhd	Charuk Putting	Malaysia	3.4401	102.4899	PO1000006206
Kilang Sawit Muar Bhd	Muar	Malaysia	2.0094	102.6799	PO1000003821
Kimia Tirta Utama	Kimia Tirta Utama	Indonesia	0.6746	101.7289	PO1000004408
Konsep Muktamad Sdn Bhd	Rex	Malaysia	4.4872	117.5985	PO1000003916
Kuala Lumpur Kepong Berhad	Tanjong Malim	Malaysia	3.6950	101.4857	PO1000000892
Kuala Lumpur Kepong Berhad	Tuan Mee	Malaysia	3.2652	101.4633	PO1000000895
Kuala Lumpur Kepong Berhad	Kuala Pertang	Malaysia	5.6231	102.2381	PO1000001968
Kub Maju Mill Sdn Bhd	Kub Maju Mill	Malaysia	2.8581	111.9308	PO1000007444
Kula Palm Oil Ltd - Higaturu Oil Palms	Mamba	Papua New Guinea	-8.8547	147.7069	PO1000000520
Kula Palm Oil Ltd - Higaturu Oil Palms	Sangara	Papua New Guinea	-8.7434	148.1987	PO1000006356
Kumpulan Kris Jati Sdn Bhd	Trusan	Malaysia	4.8286	115.2651	PO1000003937
Kurnia Batang Hari Berjaya	Kurnia Batang Hari Berjaya	Indonesia	-1.7887	103.0797	PO1000009559
Kurnia Mitra Sawit	Kurnia Mitra Sawit	Indonesia	2.4089	99.6967	PO1000008194
Kurnia Palma Agung Lestari	Kurnia Palma Agung Lestari	Indonesia	-1.7904	102.2593	NA
Ladang Serasa Sdn Bhd	Serasa	Malaysia	5.0995	102.1758	PO1000003941
Ladang Tapis Sdn Bhd (Ltsb)	Kilang Sawit Tapis	Malaysia	5.5075	101.9358	PO1000008312
Lam Soon Plantations Sdn Bhd	Dara Lam Soon Sdn Bhd	Malaysia	3.1570	103.1636	PO1000007798
Lambang Sawit Perkasa	Lambang Sawit Perkasa	Indonesia	-2.2238	102.4805	PO1000004090
Langgak Inti Lestari	Langgak Inti Lestari	Indonesia	0.6349	100.5918	PO1000007567
Liziz Plantation Sdn Bhd	Liziz	Malaysia	4.8718	101.8056	PO1000003839
Lubok Antu Palm Oil Mill Sdn Bhd	Lubok Antu	Malaysia	1.1682	111.7620	PO1000007440
Mahato Inti Sawit	Mahato Inti Sawit	Indonesia	1.3737	100.2991	PO1000011910
Maju Indo Raya	Aek Sibirong	Indonesia	1.4093	98.8583	PO1000004461
Makmur Andalan Sawit	Makmur Andalan Sawit	Indonesia	0.0691	102.1246	PO1000004345
Malmaju Bina Sdn Bhd	Malmaju Bina	Malaysia	5.1748	100.6741	PO1000003842
Mandiri Sawit Bersama	Aek Tinga	Indonesia	1.0736	99.9951	PO1000004246
Markham Farming Company Limited	Erap Palm Oil Mill	Papua New Guinea	-6.5915	146.6745	NA
Mawar Mentari Sdn Bhd	Mawar Mentari	Malaysia	2.8672	102.3161	PO1000008196
Merangkai Artha Nusantara	Merangkai Artha Nusantara	Indonesia	1.2125	100.2935	PO1000004444
Mitra Agung Swadaya	Kelayang	Indonesia	-0.4934	102.0625	PO1000004389
Mitra Sawit Jambi	Mitra Sawit Jambi	Indonesia	-1.3169	103.0868	PO1000004110
Mitra Unggul Pusaka	Segati	Indonesia	0.1414	101.6467	PO1000004157

Parent Company Name	Mill Name	Country	Latitude	Longitude	UML
Mitra Unggul Pusaka	Penarikan	Indonesia	0.1934	101.7951	PO1000008155
Mitrasari Prima	Mitrasari Prima	Indonesia	0.1363	101.7050	PO1000007464
Multiagro Sumatera Jaya	Multiagro Sumatera Jaya	Indonesia	1.0789	100.0551	PO1000008398
Mustika Agro Sari	Mustika Agro Sari	Indonesia	-0.1133	101.2933	PO1000008400
Mustika Agung Sarana Sejahtera	Mustika Agung Sarana Sejahtera	Indonesia	1.7500	100.9333	PO1000007661
Mustika Agung Sawit Gemilang	Mustika Agung Sawit Gemilang	Indonesia	-0.5253	101.9934	PO1000011182
Mustika Agung Sawit Sejahtera	Mustika Agung Sawit Sejahtera	Indonesia	1.2242	101.2424	PO1000004255
Mutiara Sawit Semesta	Mutiara Sawit Semesta	Indonesia	-1.6079	102.8632	PO1000008605
Nagamas Agro Mulia	Nagamas Agro Mulya	Indonesia	1.3011	100.3977	PO1000004449
New Britain Palm Oil	Numundo	Papua New Guinea	-5.5238	150.0344	PO1000007478
Nikmat Halona Reksa	Seberida	Indonesia	-0.7347	102.5241	PO1000005106
Nirmala Abdi Damai	Sei Akar	Indonesia	-0.7929	102.5963	PO1000004117
Paluta Inti Sawit	Paluta Inti Sawit	Indonesia	1.5540	99.8357	PO1000007540
Perawang Agro Sejahtera	Perawang Agro Sejahtera	Indonesia	0.5975	101.6214	NA
Perkebunan Nusantara III	Aek Torop	Indonesia	1.7928	100.1558	PO1000001565
Perkebunan Nusantara III	Aek Raso	Indonesia	1.7039	100.1722	PO1000001566
Perkebunan Nusantara III	Sei Baruhur	Indonesia	1.6885	100.2858	PO1000001784
Perkebunan Nusantara III	Sei Daun	Indonesia	1.6759	100.3233	PO1000004477
Perkebunan Nusantara III	Sei Meranti	Indonesia	1.6433	100.4176	PO1000004927
Perkebunan Nusantara IV	Timur	Indonesia	0.3672	99.3077	PO1000004331
Perkebunan Nusantara IV	Sosa	Indonesia	1.0489	100.0123	PO1000004428
Perkebunan Nusantara V	Terantam	Indonesia	0.5788	100.7508	PO1000004206
Perkebunan Nusantara V	Lubuk Dalam	Indonesia	0.6299	101.7796	PO1000004219
Perkebunan Nusantara V	Sei Buatan	Indonesia	0.6539	101.8648	PO1000004225
Perkebunan Nusantara V	Tanah Putih	Indonesia	1.7400	100.5100	PO1000004268
Perkebunan Nusantara V	Tandun	Indonesia	0.5992	100.6928	PO1000004402
Perkebunan Nusantara V	Sei Rokan	Indonesia	0.7257	100.5790	PO1000005128
Perkebunan Nusantara V	Sei Intan	Indonesia	0.7838	100.6116	PO1000006147
Perkebunan Nusantara V	Sungai Pagar	Indonesia	0.3261	101.3525	PO1000006159
Perkebunan Nusantara V	Sungai Galuh	Indonesia	0.5469	101.2291	PO1000007604
Perkebunan Nusantara V	Sei Garo	Indonesia	0.6440	101.1097	PO1000007605
Perkebunan Nusantara V	Sei Tapung	Indonesia	0.5990	100.6190	PO1000008074
Perkebunan Nusantara V	Tanjung Medang	Indonesia	1.5846	100.5890	PO1000008529
Perkebunan Pelalu Raya	Perkebunan Pelalu Raya	Indonesia	-0.1004	100.0490	PO1000004349
Persada Agro Sawita	Persada Agro Sawita	Indonesia	-0.4113	102.3595	PO1000006176
Pertubuhan Peladang Negeri Perak (Ppnp)	Pertubuhan Peladang Negeri Perak (Ppnp)	Malaysia	4.4583	100.7704	PO1000009568
Petaling Mandraguna	Maro Sebo	Indonesia	-1.4444	103.6279	PO1000004465
Prima Mas Lestari	Prima Mas Lestari	Indonesia	-1.7071	102.1607	PO1000010052
Prima Palm Latex Industri	Prima Palm Latex Industri	Indonesia	2.7831	99.2540	PO1000004125

Parent Company Name	Mill Name	Country	Latitude	Longitude	UML
Prosper Palm Oil Mill Sdn Bhd	Prosper	Malaysia	2.8908	102.5220	PO1000003872
Prosperous Sebatik Sdn Bhd	Prosperous Sebatik	Malaysia	4.1892	117.7877	PO1000003917
Pujaan Makmur Oil Mill Sdn Bhd	Pujaan Makmur	Malaysia	3.1818	102.4589	PO1000006211
Putera Keritang Sawit	Putera Keritang Sawit	Indonesia	-0.8713	102.6613	PO1000008395
QL Plantation Sdn Bhd	QL Mill 1	Malaysia	4.4765	118.1981	PO1000003876
Ramu Agri Industries	Gusap	Papua New Guinea	-6.0732	145.9846	PO1000000102
Rantau Gedang	Rantau Gedang	Indonesia	-1.5322	102.9061	PO1000010883
Raub Mining & Development Company Sdn Bhd	Raub	Malaysia	3.8433	101.8555	PO1000007577
Regional Harvest Sdn Bhd	Dumpas	Malaysia	4.5349	117.7051	PO1000003880
Retus Plantation Sdn Bhd	Retus	Malaysia	2.4656	111.9313	PO1000003943
Riau Anugerah Sentosa	Riau Anugerah Sentosa	Indonesia	1.0829	100.8176	NA
Riau Kampar Sahabat Sejati	Sukaramai	Indonesia	0.6589	100.8967	PO1000006152
Riau Sawit Indah	Yuni Bersaudara Sejahtera	Indonesia	-0.0260	101.1908	PO1000012852
Rigunas Agri Utama	Peranap	Indonesia	-0.5847	102.0194	PO1000002063
Rigunas Agri Utama	Bungo Tebo	Indonesia	-1.3465	102.4563	PO1000002913
Rigunas Agri Utama	Agro Sejahtera	Indonesia	-0.5162	102.0167	PO1000011991
Risda Estates Sdn Bhd	Risda Durian Mas	Malaysia	4.5951	103.2028	PO1000006353
Rohul Sawit Industri	Sukadamai	Indonesia	0.6833	100.5292	PO1000004410
Rompin Palm Oil Mill Sdn Bhd	Rompin	Malaysia	3.0772	103.1747	PO1000003873
Rudy Agung Agra Laksana	Raal	Indonesia	-1.2762	103.2487	PO1000004112
S.P.O Agro-Industries Co, Ltd	S.P.O Agro-Industries Co, Ltd	Thailand	9.9055	99.0831	PO1000009425
Samling Plantation Sdn Bhd	Lana	Malaysia	2.5156	113.3845	PO1000004790
Saratok Palm Oil Mill Sdn Bhd	Saratok	Malaysia	1.7125	111.4300	PO1000004833
Sarawak Oil Palms Berhad	Galasah	Malaysia	3.6110	113.6614	PO1000003889
Sarawak Oil Palms Berhad	Tinbarap	Malaysia	4.0219	114.2876	PO1000006180
Sarawak Oil Palms Berhad	Sabaju	Malaysia	3.1975	113.5098	PO1000006347
Sarawak Oil Palms Berhad	Sepakau Pom	Malaysia	2.7881	114.4472	PO1000008409
Sari Aditya Loka	Sari Aditya Loka 1	Indonesia	-1.9578	102.3727	PO1000004505
Sari Aditya Loka	Sari Aditya Loka 2	Indonesia	-1.6513	102.3082	PO1000008403
Saudara Sejati Luhur	Gunung Melayu I	Indonesia	2.7917	99.5983	PO1000002609
Sawit Inti Raya	Sawit Inti Raya	Indonesia	-0.4558	102.1690	PO1000012844
Sawit Jujuhan Abadi	Sawit Jujuhan Abadi	Indonesia	-1.2421	101.7461	PO1000007600
Sawit Kinabalu Sdn Bhd	Apas Balung	Malaysia	4.3718	118.1015	PO1000003726
Sawit Kinabalu Sdn Bhd	Borneo Samudera Sdn Bhd (Kunak Mill)	Malaysia	4.7573	118.1384	PO1000003727
Sawit Kinabalu Sdn Bhd	Serudung	Malaysia	4.3577	117.3591	PO1000003731
Sawit Kinabalu Sdn Bhd	Sandau	Malaysia	5.2043	118.1341	PO1000003732
Sawit Kinabalu Sdn Bhd	Sebrang	Malaysia	4.9897	118.5551	PO1000003733
Sawita Unggul Jaya	Sawitta Unggul Jaya	Indonesia	2.3335	100.0995	PO1000004173
Selaras Mitra Sarimba	Giri Purno	Indonesia	-1.4104	102.2658	PO1000011992
Seong Thye Plantations Sdn Bhd	Ladang Rompin	Malaysia	2.9390	103.2438	PO1000004835

Parent Company Name	Mill Name	Country	Latitude	Longitude	UML
Seri Bandar	Seri Bandar	Malaysia	2.8427	101.4711	NA
Seri Langat Palm Oil Mill Sdn Bhd	Seri Langat	Malaysia	2.8638	101.5128	PO1000007612
Seri Morib Palm Oil Mill Sdn Bhd	Seri Morib	Malaysia	2.7214	101.4913	PO1000008191
Seri Ulu Langat Palm Oil Mill Sdn Bhd	Seri Ulu Langat	Malaysia	2.8517	101.6501	PO1000008195
Serian Palm Oil Mill Sdn Bhd	Serian	Malaysia	0.9561	110.6226	PO1000003887
Sianipar Integritas Agrindo	Sianipar Integritas Agrindo	Indonesia	1.5385	100.4341	NA
Sime Darby Plantation Bhd	Bukit Kerayong (Sou 7)	Malaysia	3.1869	101.3749	PO1000000155
Sime Darby Plantation Bhd	Hadapan (Sou 24)	Malaysia	1.7622	103.4487	PO1000000301
Sime Darby Plantation Bhd	Lavang (Sou 31)	Malaysia	3.4283	113.6003	PO1000000304
Sime Darby Plantation Bhd	Rajawali (Sou 32)	Malaysia	3.3725	113.4006	PO1000000305
Sime Darby Plantation Bhd	Derawan (Sou 33)	Malaysia	3.3902	113.3454	PO1000000306
Sin Huat Hin	Sin Huat Hin Palm Oil Mill (Kuala Selangor) Sdn Bhd	Malaysia	3.3446	101.2916	PO1000007536
Sinar Halomoan	Sinar Halomoan	Indonesia	1.0617	99.8344	PO1000007441
Sinar Sawit Lestari	Sinar Sawit Lestari	Indonesia	2.4618	99.6530	PO1000004273
Sinar Sawit Subur Lestari	Sinar Sawit Subur Lestari	Indonesia	1.5903	99.8730	PO1000004265
Sindora Seraya	Sindora Seraya	Indonesia	1.8914	100.9526	PO1000011478
Solid Oil Palm Plantation Sdn Bhd	Solid	Malaysia	3.7369	113.5903	PO1000003893
Sontang Sawit Permai	Sontang Sawit Permai	Indonesia	1.1256	100.8494	PO1000008277
Southern Keratong Plantations Sdn Bhd	Bukit Berembun	Malaysia	3.0754	102.7662	PO1000003895
Southern Perak Plantations Sdn Bhd	Southern Perak	Malaysia	3.8069	101.0294	PO1000003896
Southern Realty (Malaya) Sdn Bhd	Golconda	Malaysia	3.1394	101.3879	PO1000006213
Southern Realty (Malaya) Sdn Bhd	Fermanagh	Malaysia	2.6501	101.6586	PO1000007505
Sri Ganda Oil Mill Sdn Bhd	Sri Ganda Oil Mill Sdn Bhd	Malaysia	4.1541	101.1465	PO1000008261
Sri Indrapura Sawit Lestari	Sri Indrapura Sawit Lestari	Indonesia	0.4642	101.7365	PO1000008425
Sri Senggora Kilang Kelapa Sawit Sdn Bhd	Sri Senggora	Malaysia	3.6037	102.9177	PO1000006199
St Palm Oil Mill Sdn Bhd	St Palm Oil Mill	Malaysia	3.8342	101.1745	PO1000003900
Sukses Gemilang Palem	Sukses Gemilang Palem	Indonesia	-2.2676	102.5471	PO1000010006
Sumber Jaya Indahnusa Coy	Tambusai Mill	Indonesia	1.1346	100.6422	PO1000004251
Sumber Jaya Indahnusa Coy	Kota Lama	Indonesia	0.8922	100.6990	PO1000004423
Sumber Kencana Indo Palma	Sumber Kencana Indo Palma	Indonesia	-0.6827	102.5015	PO1000007448
Sungai Bahar Pasifik Utama	Sungai Bahar Pasifik Utama	Indonesia	-1.5362	103.6306	PO1000004468
Sungai Burung Industries Sdn Bhd	Sungai Burung	Malaysia	4.4043	118.1379	PO1000003918
Sungai Kerang Development Sdn Bhd	Sungai Kerang	Malaysia	4.4035	100.8360	PO1000003902
Sungei Kahang Palm Oil Sdn Bhd	Sungei Kahang	Malaysia	2.2319	103.5260	PO1000003888
Supra Matra Abadi	Tanah Datar	Indonesia	3.1481	99.5564	PO1000002144
Supra Matra Abadi	Aek Nabara	Indonesia	1.9997	99.9397	PO1000002145
Supra Matra Abadi	Teluk Panjie	Indonesia	2.0028	100.2436	PO1000002146

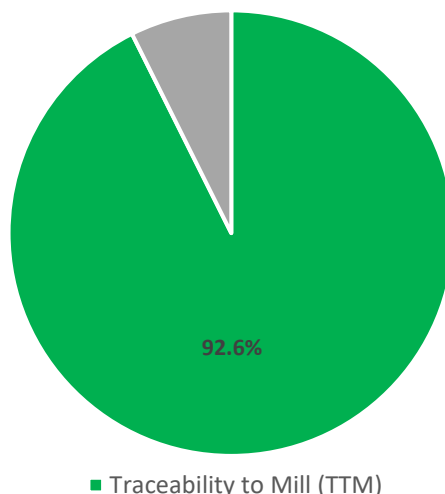
Parent Company Name	Mill Name	Country	Latitude	Longitude	UML
Surya Bratasena Plantation	Sei Nilo	Indonesia	0.1511	101.9751	PO1000004159
Swakarsa Sawit Raya	Swakarsa Sawit Raya	Indonesia	-0.4891	102.4791	PO1000004130
Swarna Nusa Sentosa	Swarna Nusa Sentosa	Indonesia	-2.4825	106.0767	PO1000004084
Swastisiddhi Amagra	Binabaru	Indonesia	0.2090	101.2761	PO1000004360
Swastisiddhi Amagra	Libo Jaya	Indonesia	0.9474	101.0968	PO1000008269
Syarikat Cahaya Muda Perak (Oil Mill) Sdn Bhd	Cahaya Muda Perak	Malaysia	4.1610	101.2829	PO1000003905
Syarikat Peladang & Perusahaan Minyak Sdn Bhd	Syarikat Peladang & Perusahaan Minyak	Malaysia	3.9797	100.9906	PO1000003906
Syarikat Penanaman Bukit Senorang Sdn Bhd	Bukit Senorang	Malaysia	3.0975	102.4267	PO1000003950
Taclico Company Sdn Bhd	Taclico	Malaysia	5.5076	100.5996	PO1000003909
Tagar Properties Sdn Bhd	Tagar	Malaysia	3.4359	101.4741	PO1000007472
Talang Jerinjing Sawit	Talang Jerinjing Palm	Indonesia	-0.4632	102.4672	PO1000006181
Tamora Agro Lestari	Tamora Agro Lestari	Indonesia	-0.5305	101.4172	PO1000004395
Tanah Makmur Berhad	Sri Jelutung	Malaysia	3.3515	103.1278	PO1000003899
Taner R&D Palm Oil Mill Sdn Bhd	Taner R&D	Malaysia	5.2546	116.0085	PO1000008305
Tasik Raja	Tasik Raja	Indonesia	1.6696	100.1615	PO1000004476
Tasma Puja	Sei Kuamang	Indonesia	0.2750	101.2194	PO1000004370
Tasma Puja	Batang Cenaku	Indonesia	-0.8147	102.1900	PO1000007641
TDM Plantation Sdn Bhd	Kemaman	Malaysia	4.4030	103.2480	PO1000001053
Teguh Karsa Wanalestari	Bunga Raya	Indonesia	0.9277	102.0213	PO1000006144
Teguh Karsa Wanalestari	Kandis	Indonesia	0.9005	101.3797	PO1000008266
Thaitallow And Oil Co.Ltd	Thaitallow And Oil Co.Ltd (Site 1)	Thailand	8.5336	99.1043	PO1000002415
Thaitallow And Oil Co.Ltd	Thaitallow And Oil Co.Ltd (Site 2)	Thailand	8.6137	98.9999	PO1000005375
Tian Siang Oill Mill (Air Kuning) Sdn Bhd	Tian Siang Air Kuning	Malaysia	4.1614	101.1648	PO1000002543
Tian Siang Oill Mill (Pahang) Sdn Bhd	Pahang	Malaysia	3.8035	101.8421	PO1000008248
Tian Siang Oill Mill (Perak) Sdn Bhd	Tian Siang Perak	Malaysia	4.5930	100.7323	PO1000003931
Tian Tujuh puluh Utama	Balai Jaya	Indonesia	1.6840	100.5336	PO1000011180
Tidar Kerinci Agung	Tidar Kerinci Agung	Indonesia	-1.5209	101.5534	PO1000004104
Topaz Emas Sdn Bhd	Topaz Emas	Malaysia	4.5534	100.7256	PO1000003933
Tri Bakti Sarimas	Bukit Payung	Indonesia	-0.7282	101.6399	PO1000004119
Tunggal Perkasa Plantations	Tunggal Perkasa Plantations	Indonesia	-0.3052	102.2732	PO1000004372
Tunggal Yunus Estate	Topaz	Indonesia	0.6894	100.9350	PO1000002142
United Plantations Bhd	Ulu Bernam	Malaysia	3.7453	101.1461	PO1000000242
Unknown	Kharisma Wirajaya Palma	Indonesia	0.8260	100.9162	PO1000010794
Usaha Kita Makmur	Usaha Kita Makmur	Indonesia	-0.5298	101.4931	PO1000004394
Usaha Sawit Mandiri	Usaha Sawit Mandiri	Indonesia	0.3061	99.4476	PO1000006161
Vila Sutera Sdn Bhd	Bukit Kapah	Malaysia	5.1094	102.8970	PO1000003954
Wanasari Nusantara	Wanasari Nusantara	Indonesia	-0.2870	101.4718	PO1000006376

Parent Company Name	Mill Name	Country	Latitude	Longitude	UML
Winsome Harvest Palm Oil Mill Sdn Bhd	Winsome Harvest	Malaysia	4.5533	118.3590	PO1000003956
Wujud Wawasan Sdn Bhd	Kosma / Wujud Wawasan	Malaysia	3.0339	102.8404	PO1000003874
Yee Lee Palm Oil Industries Sdn Bhd	Yee Lee	Malaysia	4.0857	101.2803	PO1000003963
Yuwang Palm Oil Mill Sdn Bhd	Yuwang	Malaysia	4.7768	117.9344	PO1000003965

List of Shipper

List of Shipper
AAA Oils & Fats Pte Ltd
Cargill Palm Products Sdn Bhd
Golden Agri International Pte Ltd
Markham Farming Co Ltd
Mewah Oils Sdn Bhd
MMTC International
New Britain Palm Oil Ltd
Ramu Trading
Sime Darby Oils Bintulu Sdn Bhd
SOP Edible Oils Sdn Bhd
Univanich Palm Oil PCL

SINGAPORE TRADING



List of Mills:

Parent Company Name	Mill Name	Country	Latitude	Longitude	UML
Abdi Budi Mulia	Abdi Budi Mulia 1	Indonesia	2.0513	100.2523	PO1000004269
Abdi Budi Mulia	Abdi Budi Mulia 2	Indonesia	2.1127	100.2731	PO1000008154
Abedon Oil Mill Sdn Bhd	Abedom Pom	Malaysia	5.3118	117.9739	PO1000003828
Ace Oil Mill Sdn Bhd	Ace Oil Mill	Malaysia	2.9119	102.7798	PO1000003712
Aceites Manuelita	Aceites Manuelita S.A. (Yaguarito)	Colombia	3.8829	-73.3412	PO1000005117
Aceites S.A.	Aceites S.A.	Colombia	3.0366	-73.1115	PO1000008385
Aceites Y Derivados S.A.	Aceites Y Derivados S.A. (Aceydesa)	Honduras	15.8244	-85.8965	PO1000002459
Achi Jaya Plantations Sdn Bhd	Johor Labis	Malaysia	2.2515	103.0513	PO1000003713
Adei Plantation And Industry	Mandau	Indonesia	1.0819	101.3334	PO1000000411
Adei Plantation And Industry	Nilo 1	Indonesia	0.3481	101.9717	PO1000001417
Adei Plantation And Industry	Nilo 2	Indonesia	0.3525	102.0947	PO1000001418
Adimulia Agrolestari	Adimulya Agro Lestari	Indonesia	-0.1090	101.3868	PO1000004351
Adimulia Palmo Lestari	Adimulia Palmo Lestari	Indonesia	-1.7061	102.7824	PO1000010257
Aditunggal Mahajaya	Sako	Indonesia	-2.0356	112.2387	PO1000007626
Aek Tarum	Belida	Indonesia	-3.8366	104.9695	PO1000000284
Agri Bumi Sentosa	Agri Bumi Sentosa	Indonesia	-2.9629	114.7113	PO1000008156
Agri Eastborneo Kencana	Agri Eastborneo Kencana	Indonesia	0.1342	116.9161	PO1000007528
Agro Abadi	Agro Abadi	Indonesia	0.3460	101.4752	PO1000008215
Agro Abadi Cemerlang	Cemerlang	Indonesia	-0.3389	110.1902	NA
Agro Bukit	Sungai Binti	Indonesia	-2.5623	112.7681	PO1000003333
Agro Indomas	Bumi Jaya	Indonesia	-1.0148	116.6895	PO1000006188
Agro Indomas	Sungai Purun	Indonesia	-2.5243	112.4168	PO1000002676
Agro Indomas	Terawan	Indonesia	-2.5600	112.3736	PO1000002677
Agro Inti Kencanamas	Agro Inti Kencanamas	Indonesia	-2.2224	116.3561	PO1000004858
Agro Lestari Mandiri	Pekawai	Indonesia	-1.5212	110.4589	PO1000001637
Agro Mekar Lestari	Agro Mekar Lestari	Indonesia	0.8295	103.3760	PO1000008606

Parent Company Name	Mill Name	Country	Latitude	Longitude	UML
Agro Muko	Bunga Tanjung	Indonesia	-2.7164	101.3694	PO1000001279
Agro Muko	Mukomuko Pom	Indonesia	-2.6013	101.2780	PO1000001278
Agro Sarimas Indonesia	Agro Sarimas Indonesia	Indonesia	-0.5163	102.9215	PO1000004392
Agro Wana Lestari	Bukit Santuai	Indonesia	-1.8625	112.3958	PO1000003927
Agro Wijaya Industri	Agro Wijaya Industri	Indonesia	-1.7615	102.2440	PO1000008386
Agro Wiratama	Agrowiratama	Indonesia	-2.4782	112.6476	PO1000000092
Agroaceite Sa	Extractora Agroaceite	Guatemala	14.5552	-92.0060	PO1000006137
Agrokarya Prima Lestari	Kuayan	Indonesia	-1.9705	112.3703	PO1000004655
Agropalma	Agropalma/Crai-Agropar	Brazil	-2.5268	-48.7966	PO1000000407
Agropalma	Agropalma/Parapalma	Brazil	-2.5435	-48.7062	PO1000004955
Agropecuaria Nuevo San Carlos S.A.	Palmas Del Machaquila	Guatemala	16.1230	-89.9479	PO1000008568
Agropecuaria Santa Maria S.A.	Aceites Cimarrones Sas	Colombia	10.5701	-74.2088	PO1000003979
Agropecuaria Santa Maria S.A. San Martin	Agropecuaria Santa Maria S.A. (San Martin)	Colombia	3.5159	-73.5583	PO1000003981
Agroservicios El Triunfo, S.A.	Agroservicios El Triunfo, S.A.	Guatemala	14.5645	91.9385	PO1000007504
Air Kampar	Air Kampar	Indonesia	0.4241	101.1839	NA
Alam Permai Makmur Raya	Alam Permai Makmur Raya	Indonesia	-1.0989	116.6137	PO1000010056
Alambumi Palm Oil Mill Sdn Bhd	Alambumi	Malaysia	3.5854	113.6706	PO1000003714
Alamraya Kencana Mas	Alam Raya Kencana Mas	Indonesia	-2.4003	115.9882	PO1000004194
Alianza Del Humea S.A.S.	Alianza Del Humea S.A.S.	Colombia	4.2697	-72.9812	PO1000006178
Alianza Oriental S.A.	Alianza Oriental S.A.	Colombia	3.9951	-73.5808	PO1000003992
Andalas Wahana Berjaya	Andalas Wahana Berjaya	Indonesia	-1.1194	101.5512	PO1000009409
Anderson Unedo	Anderson Unedo	Indonesia	0.6646	101.0825	NA
Andes Agro Investama	Sei Kerandi	Indonesia	-2.3125	110.4282	PO1000008599
Andika Permata Sawit Lestari	Andika Permata Sawit Lestari	Indonesia	1.0890	100.7760	PO1000005202
Aneka Inti Persada	Teluk Siak	Indonesia	0.5914	101.6589	PO1000000317
Angso Duo Sawit	Angso Duo Sawit	Indonesia	-1.7826	103.4947	PO1000008202
Anson Oil Industries Sdn Bhd	Anson Oil Industries	Malaysia	3.9556	101.1990	PO1000006192
Anugerah Agro Sawit Perkasa	Anugerah Agro Sawit Perkasa	Indonesia	1.8446	100.4444	PO1000008585
Anugerah Agung Prima Abadi	Anugerah Agung Prima Abadi	Indonesia	1.5397	117.1893	NA
Anugerah Langkat Makmur	Anugerah Langkat Makmur	Indonesia	4.0130	98.1944	PO1000004557
Anugerah Pelangi Sukses	Anugerah Pelangi Sukses	Indonesia	-4.5632	103.1132	PO1000004575
Anugerah Tani Makmur	Anugerah Tani Makmur	Indonesia	0.5362	101.6020	PO1000007457
Arah Bersama Sdn Bhd	Kuala Suai	Malaysia	3.6766	113.4645	PO1000003935
Arah Kawasan Sdn Bhd	Arah Kawasan	Malaysia	5.2788	100.6861	PO1000003715
Arindo Trisejahtera	Arindo Tri Sejahtera	Indonesia	0.5806	100.9261	PO1000002631
Arya Rama Prakasa	Arya Rama Prakasa	Indonesia	1.2222	100.3842	PO1000008279
Asia Oil Palm Sdn Bhd	Asia	Malaysia	5.2928	118.2068	PO1000000524
Asia Sawit Lestari	Asia Sawit Lestari	Indonesia	-1.8376	103.3790	PO1000007468
Asia Sawit Makmur Jaya	Asia Sawit Makmur	Indonesia	-0.4855	101.4520	PO1000004315
Asian Plantations Milling Sdn Bhd	Asian Plantations Milling	Malaysia	3.5871	114.2259	PO1000003806

Parent Company Name	Mill Name	Country	Latitude	Longitude	UML
Asociación Agroindustrial De Palmicultores De Saba, S.A De C.V	Asociacion Agroindustrial De Palmicultores De Saba (Asapalsa)	Honduras	15.5441	-86.1807	PO1000008336
Astana Endah	Astana Endah	Malaysia	4.1900	100.8137	PO1000011918
Atlantica Sdn Bhd	Atlantica	Malaysia	5.7121	117.6866	PO1000003914
Aumkar Plantations Sdn Bhd	Aumkar	Malaysia	4.7474	117.8688	PO1000003845
Austindo Nusantara Jaya Agri	Austindo Nusantara Jaya Agri Binanga	Indonesia	1.4795	99.9572	PO1000000530
Austindo Nusantara Jaya Agri Siais	Austindo Nusantara Jaya Agri Siais	Indonesia	1.1744	99.1552	PO1000001992
Awan Timur Management Sdn Bhd	Tunjuk Laut	Malaysia	1.9737	103.9790	PO1000007053
Awan Timur Palm Oil Mill Resources (Perak) Sdn Bhd	Awan Timur	Malaysia	4.5315	100.7306	PO1000003716
Ayu Sawit Lestari	Paku Juang	Indonesia	-2.4333	110.8175	PO1000001207
Bahana Karya Semesta	Sungai Air Jernih	Indonesia	-2.0865	102.8015	PO1000008429
Bahana Nusa Interindo	Bahana Nusa Interindo	Indonesia	0.0530	103.2076	PO1000004267
Balam Berlian Sawit	Balam Berlian Sawit	Indonesia	1.6772	100.8081	NA
Balam Sawit Sejahtera	Balam Sawit Sejahtera	Indonesia	1.6974	100.6847	PO1000010028
Balung Palm Oil Mill Sdn Bhd	Balung	Malaysia	4.3791	118.1861	PO1000003717
Ban Dung Palm Oil Industries Sdn Bhd	Ban Dung	Malaysia	2.0456	102.8798	PO1000003718
Bangkit Giat Usaha Mandiri	Bangkitgiat Usaha Mandiri	Indonesia	-1.4726	112.7429	PO1000008211
Bangun Nusa Mandiri	Kenari	Indonesia	-2.1652	110.9208	PO1000013408
Bangun Tenera Riau	Bangun Tenera Riau	Indonesia	0.2892	101.4169	PO1000008171
Barumon Agri Sentosa	Aek Sigala Gala	Indonesia	1.6212	100.1024	PO1000001315
Bastian Olah Sawit	Bastian Olah Sawit	Indonesia	-2.3518	103.9141	PO1000008178
Batu Mas Sejahtera	Ketapang	Indonesia	-1.0134	110.5316	NA
Bau Palm Oil Mill Sdn Bhd	Bau	Malaysia	1.4901	109.9852	PO1000003886
Bayung Agro Sawita	Bayung Agro Sawita	Indonesia	-2.0085	103.7054	PO1000008407
Bbc Palm Oil Mill Sdn Bhd	Bbc	Malaysia	3.0632	113.0682	PO1000003719
Beaufort Palm Oil Mill Sdn Bhd	Beaufort	Malaysia	5.3086	115.7050	PO1000003720
Bell Palm Industries Sdn Bhd	Bell Palm Industries	Malaysia	1.9168	102.8918	PO1000003724
Bell Sri Lingga Sdn Bhd	Bell Sri Lingga	Malaysia	2.3776	101.9853	PO1000006242
Bell-KSL Sdn Bhd	Bell-KSL	Malaysia	2.4683	101.9938	PO1000007579
Bengkulu Sawit Lestari	Awana Sawit Lestari	Indonesia	-1.7048	119.3093	PO1000010791
Bengkulu Sawit Lestari	Bengkulu Sawit Lestari	Indonesia	-4.5335	103.0570	PO1000005206
Benta Wawasan Sdn Bhd	Seraya	Malaysia	4.6141	117.6007	PO1000008414
Benua Lawas Lestari	Benua Lawas Lestari	Indonesia	-2.9982	115.9568	PO1000008151
Berkat Sawit Sejahtera	Berkat Sawit Sejahtera	Indonesia	-0.7100	102.6600	PO1000007652
Berkat Sawit Sejahtera	Berkat Sawit Sejahtera (Pasaman)	Indonesia	0.2382	99.7053	PO1000004366
Berkat Sawit Sejati	Berkat Sawit Sejati	Indonesia	0.4199	101.7564	PO1000000180
Berkat Sawit Sukamaju	Berkat Sawit Sukamaju	Indonesia	-2.6745	104.0794	PO1000010012
Berkat Setia Sdn Bhd	Berkat Setia	Malaysia	5.7100	117.6208	PO1000003855

Parent Company Name	Mill Name	Country	Latitude	Longitude	UML
Berlian Inti Mekar	Rengat	Indonesia	-0.7234	102.6272	PO1000004412
Berlian Inti Mekar	Siak	Indonesia	0.6388	101.9765	PO1000004922
Bersama Oesaha Saragih Sejahtera	Bersama Oesaha Saragih Sejahtera	Indonesia	3.2097	98.8846	PO1000011263
Bersama Sejahtera Sakti	Gunung Aru	Indonesia	-3.4947	116.1667	PO1000000319
Beurata Subur Persada	Beurata Subur Persada	Indonesia	4.1253	96.3413	PO1000004303
Bhumireksa Nusa Sejati	Mandah Factory	Indonesia	0.1160	103.5491	PO1000001381
Bhumireksa Nusa Sejati	Teluk Bakau	Indonesia	0.2565	103.5888	PO1000000318
Bima Agri Sawit	Muara Bulan	Indonesia	1.2634	117.6026	PO1000007467
Bima Palma Nugraha	Tepian Langsung	Indonesia	0.7518	117.4052	PO1000006150
Bina Mitra Makmur	Bina Mitra Makmur	Indonesia	-1.4972	102.2407	PO1000007481
Bina Pratama Sakoto Jaya	Bina Pratama Sakoto Jaya	Indonesia	0.2295	111.6659	PO1000004864
Bina Sains Cemerlang	Sungai Pinang	Indonesia	-2.9857	103.4060	PO1000000316
Bina Sawit Nusantara	Bina Sawit Nusantara	Indonesia	0.1657	101.3266	PO1000004860
Binakarya Eramandiri	Mangsang	Indonesia	-2.1730	103.9870	PO1000007628
Binasawit Abadi Pratama	Perdana	Indonesia	-2.4225	112.3596	PO1000002198
Binasawit Abadi Pratama	Sungai Rungau	Indonesia	-2.3206	112.3340	PO1000001155
Bintang Nauli Pratama	Bintang Nauli Pratama	Indonesia	1.5279	98.9748	PO1000008290
Bintara Tani Nusantara	Bintara Tani Nusantara	Indonesia	-1.2503	101.5757	PO1000004375
Binu Plantation Sdn Bhd	Binu	Malaysia	3.9417	114.0265	PO1000003936
Biogrow City Plantations Sdn Bhd	Biogrow City Plantations	Malaysia	4.5851	114.9365	PO1000008299
Blang Ketumba	Blang Ketumba	Indonesia	4.9850	96.7000	PO1000004582
Bonti Permai Jaya	Bonti Permai Jaya	Indonesia	0.2149	111.5499	PO1000007642
Borneo Agro-Resources Sdn Bhd	Borneo Agro-Resources	Malaysia	3.2763	113.4266	PO1000003725
Borneo Indah Marjaya	Borneo Indah Marjaya	Indonesia	4.3497	96.1644	PO1000004096
Borneo Sawit Persada	Borneo Sawit Persada	Indonesia	-3.0206	115.9467	PO1000008147
Boustead Emastulin Sdn Bhd	Segaria	Malaysia	4.4816	118.3982	PO1000003734
Boustead Gradient Sdn Bhd	Nak	Malaysia	5.9001	117.8542	PO1000002706
Boustead Pelita Kanowit Oil Mill Sdn Bhd	Pelita Kanowit	Malaysia	2.1636	112.0995	PO1000003735
Boustead Pelita Tinjar Sdn Bhd	Loagan Bunut	Malaysia	3.7269	114.2809	PO1000004785
Boustead Plantations Berhad	Sungai Jernih	Malaysia	3.3370	103.1000	PO1000000338
Boustead Plantations Berhad	Trong Oil Mill	Malaysia	4.6736	100.7082	PO1000006389
Boustead Plantations Bhd	Lepan Kabu Kks	Malaysia	5.4821	102.2197	PO1000006158
Boustead Rimba Nilai Sdn Bhd	Rimba Nilai	Malaysia	6.2573	117.3132	PO1000003736
Boustead Rimba Nilai Sdn Bhd	Segamaha	Malaysia	5.2104	117.8097	PO1000003737
Boustead Telok Sengat Sdn Bhd	Telok Sengat	Malaysia	1.5669	104.0449	PO1000003738
Braden Group, S.A.	Agroindustria Palmera San Román S.A.	Guatemala	16.1831	-90.4227	PO1000009242
Brantian Palm Oil Sdn Bhd	Brantian	Malaysia	4.4366	117.5168	PO1000003915
Buana Sawit Indah	Buana Sawit Indah	Indonesia	3.1426	99.5110	PO1000008217
Buana Wiralestari Mas	Naga Sakti	Indonesia	0.7827	101.0496	PO1000001061
Buana Wiralestari Mas	Sekijang	Indonesia	0.8339	101.0443	PO1000001060

Parent Company Name	Mill Name	Country	Latitude	Longitude	UML
Buana Wirasubur Sakti	Buana Wirasubur Sakti	Indonesia	-1.8864	116.0608	PO1000004499
Budi Nabati Perkasa	Budi Nabati Perkasa	Indonesia	-1.6920	102.1605	PO1000007486
Budi Tani Kembang Jaya	Budi Tani Kembang Jaya	Indonesia	0.5428	101.5799	PO1000004204
Bukit Bintang Sawit	Bukit Bintang Sawit	Indonesia	-1.3821	103.4945	PO1000004457
Bukit Jejer Sukses	Bukit Jejer Sukses	Indonesia	-2.2923	121.7917	PO1000012851
Bukit Palembang	Bukit Palembang	Indonesia	-2.3733	110.6433	PO1000008176
Bukit Sawit Semesta	Bukit Sawit Semesta	Indonesia	-0.3441	99.9616	PO1000008636
Bumi Anugerah Sawit	Bumi Anugerah Sawit	Indonesia	-3.3687	101.9009	NA
Bumi Maju Sawit	Bumi Maju Sawit	Indonesia	-2.4562	120.9478	PO1000012465
Bumi Mas Agro	Benuang	Indonesia	0.8869	118.4017	NA
Bumi Mekar Tani	Bumi Mekar Tani	Indonesia	-2.4948	102.8741	PO1000007637
Bumi Mentari Karya	Bumi Mentari Karya	Indonesia	-2.8756	101.4238	PO1000004078
Bumi Mentari Karya	Kampar	Indonesia	0.6267	101.1386	PO1000004403
Bumi Permai Lestari	Bukit Perak	Indonesia	-1.8201	105.5509	PO1000001761
Bumi Sama Ganda	Bumi Sama Ganda	Indonesia	4.3565	98.1062	PO1000004572
Bumi Sawindo Permai	Bumi Sawindo Permai	Indonesia	-3.8517	103.8041	PO1000004868
Bumi Sawit Permai	Bumi Sawit	Indonesia	-3.5257	104.3443	PO1000001611
Bumi Sawit Sukses Pratama	Bumi Sawit Sukses Pratama	Indonesia	-2.5439	106.0293	PO1000008411
Bumipalma Lestari Persada	Bumi Palma	Indonesia	-0.5981	102.9833	PO1000001064
Bungo Limbur	Bungo Limbur	Indonesia	-1.3751	101.8919	PO1000008216
Bungo Suko Menanti	Bungo Suko Menanti	Indonesia	-1.3074	101.7652	PO1000009558
Cahaya Agro Sawita Sejahtera	Cahaya Agro Sawita Sejahtera	Indonesia	4.0519	98.1341	NA
Cahaya Anugerah Plantation	Feliza	Indonesia	-0.0916	117.0286	PO1000007623
Cahaya Bintang Sawit Sejati	Cahaya Bintang Sawit Sejati 1	Indonesia	-1.8428	116.0681	PO1000008200
Cahaya Bintang Sawit Sejati	Cahaya Bintang Sawit Sejati 2	Indonesia	-2.0930	116.1213	PO1000008381
Cahaya Cemerlang Lestari	Cahaya Cemerlang Lestari	Indonesia	-2.5358	104.1503	PO1000004210
Cahaya Sawit Lestari	Cahaya Sawit Lestari	Indonesia	-3.8046	102.3975	PO1000007568
Cakra Alam Sejati	Cakra Alam Sejati	Indonesia	0.1755	102.0514	PO1000008412
Campang Tiga	Campang Tiga	Indonesia	-3.7648	104.7398	PO1000004531
Candi Artha	Candi Artha	Indonesia	-3.9417	114.8161	PO1000008613
Carotino Sdn Bhd	Carotino	Malaysia	3.8166	102.8182	PO1000000128
Cb Industrial Product	Empresa	Malaysia	3.8219	114.0290	PO1000008426
Central Palm Oil Mill Sdn Bhd	Central	Malaysia	4.8915	100.6690	PO1000003740
Cepatwawasan Group Berhad	Prolific Yield	Malaysia	5.7175	117.8276	PO1000003742
Cheekah-Kemayan Plantations Sdn Bhd	Cheekah-Kemayan	Malaysia	3.1486	102.4754	PO1000003868
Chellam Plantations (Sabah) Sdn Bhd	Sook Oil Mill	Malaysia	5.3344	116.3626	PO1000003894
Chin Teck Plantations Berhad	Gua Musang	Malaysia	4.8365	102.0044	PO1000006169
Chin Teck Plantations Berhad	Keratong	Malaysia	3.2941	102.8215	PO1000004786
CI Top S.A	Nutrimezclas Y Aceites S.A.S	Colombia	7.2533	-73.5664	PO1000007666
Ciliandra Perkasa	Ciliandra Perkasa	Indonesia	0.1621	101.0549	PO1000004160
Cipta Agro Sejati	Cipta Agro Sejati	Indonesia	1.8712	100.4310	PO1000004313

Parent Company Name	Mill Name	Country	Latitude	Longitude	UML
Cipta Chemical Medan Oil	Cipta Chemical Medan Oil	Indonesia	3.8541	98.3444	PO1000004546
Cipta Futura	Cipta Futura	Indonesia	-3.5074	103.7022	PO1000009358
Ciptamas Bumiselaras	Ciptamas Bumiselaras	Indonesia	-4.8669	103.5342	PO1000008132
Ciptatani Kumai Sejahtera	Ciptatani Kumai Sejahtera	Indonesia	-2.1839	112.0343	PO1000005210
Cisadane Sawit Raya	Cisadane Sawit Raya	Indonesia	2.2430	100.1917	PO1000004153
Citra Agro Kencana	Citra Agro Kencana	Indonesia	-0.4722	115.5934	NA
Citra Bumi Agro	Citra Bumi Agro	Indonesia	0.9958	100.6169	PO1000004425
Citra Putra Kebun Asri	Jorong Factory	Indonesia	-3.9436	114.9533	PO1000006249
Citra Riau Sarana	Teso I	Indonesia	-0.2134	101.4743	PO1000004362
Citra Riau Sarana	Teso li	Indonesia	-0.3225	101.5582	PO1000004374
Citra Riau Sarana	Teso Iii	Indonesia	-0.2433	101.5836	PO1000004367
Citra Sawit Harum	Citra Sawit Harum	Indonesia	-1.7425	102.0545	PO1000006208
Citra Sawit Lestari	Citra Sawit Lestari	Indonesia	2.9220	117.2646	PO1000008423
Citrakoprasindo Tani	Citrakoprasindo Tani	Indonesia	-1.2959	103.1436	PO1000004111
Classic Palm Oil Mill Sdn Bhd	Classic	Malaysia	2.6009	102.6246	PO1000003743
Classic Palm Oil Mill Sdn Bhd	Segamat	Malaysia	2.6897	102.8047	NA
Compañía Industrial Aceitera Coto 54 S.A.	Coto 54 Aguirre, Naranjo Mill	Costa Rica	9.4072	-84.0860	PO1000002767
Compañía Industrial Aceitera Coto 54 S.A.	Coto 54 Guaycara, Coto Mill	Costa Rica	8.6298	-83.0030	PO1000002746
Cooperativa De Produccion Agropecuaria Salama Limitada	Cooperativa Salama	Honduras	15.7058	-85.9416	PO1000008337
CS Golden Trading	CS Golden Trading	Malaysia	6.2736	100.4117	NA
Damasraya Sawit Lestari	Damasraya Sawit Lestari	Indonesia	-1.1498	101.7366	NA
Dasa Anugerah Sejati	Taman Raja	Indonesia	-1.1767	103.0078	PO1000002143
Daya Semesta Agro Persada	Daya Semesta Agro Persada	Indonesia	-2.9639	104.9178	PO1000004175
DD Palm Oil Mill Sdn Bhd	DD Palm	Malaysia	3.1429	113.3103	PO1000007497
Delima Makmur	Delima Makmur	Indonesia	2.2451	98.0285	PO1000004155
Delta-Pelita Sebakong	Pelita Sebakong	Malaysia	2.6686	112.1647	PO1000010017
Desa Kim Loong Palm Oil Sdn Bhd	Desa Kim Loong	Malaysia	5.1299	116.2656	PO1000003824
Dewata Sawit Nusantara	PKS 6	Indonesia	1.2827	116.7823	PO1000008654
Dharma Satya Nusantara	Dharma Satya Nusantara Mill 8 (Agro Andalan)	Indonesia	-0.1028	111.0291	PO1000010802
Dharma Satya Nusantara	PKS 3	Indonesia	1.2560	116.8748	PO1000000950
Dharma Satya Nusantara	PKS 5	Indonesia	-1.9711	111.3519	PO1000002037
Dharma Satya Nusantara	Dharma Satya Nusantara	Indonesia	1.2508	116.7289	PO1000000939
Dharmasraya Lestarindo	Dharmasraya Lestarindo	Indonesia	-1.0760	101.6636	PO1000004434
Dharmasraya Palma Sejahtera	Dharmasraya Palma Sejahtera	Indonesia	-1.6485	102.9255	PO1000010013
Dharmasraya Sawit Lestari	Dharmasraya Sawit Lestari	Indonesia	-1.1498	101.7402	PO1000007496
Dian Anggara Persada	Mutiara Sam-Sam Kandis	Indonesia	0.9791	101.0453	PO1000008273
Dinamika Prima Artha	Dinamika Prima Artha	Indonesia	0.6656	117.3918	NA
Djaja Putra Indonesia	Djaja Putra Indonesia	Indonesia	2.6803	99.4276	PO1000004275
Djaya Globalindo Sentosa	Djaya Globalindo Sentosa	Indonesia	1.6946	101.0430	PO1000004266

Parent Company Name	Mill Name	Country	Latitude	Longitude	UML
Djuanda Sawit Lestari	Muara Kandis	Indonesia	-2.9003	103.1775	PO1000001631
Dominion Square Sdn Bhd	Dominion Square	Malaysia	3.6198	103.1606	PO1000003745
Dupont & Leosk Enterprises Sdn Bhd	Gedok Mas	Malaysia	2.5779	102.4239	PO1000003746
Dupont & Leosk Enterprises Sdn Bhd	Gasing Sawit Abadi	Indonesia	-2.5552	104.7671	PO1000011553
Dwie Warna Karya	Dwie Warna Karya	Indonesia	-0.8419	114.0800	PO1000007648
Eastern Sumatera Indonesia	Bukit Maradja	Indonesia	3.0123	99.2356	PO1000000095
Eka Dura Indonesia	Eka Dura Indonesia	Indonesia	-0.0510	102.2520	PO1000004422
Eka Jaya Multi Perkasa	Eka Jaya Multi Perkasa	Indonesia	-3.5532	103.3020	PO1000004490
El Roble S.A	Extractora El Roble S.A.	Colombia	10.6710	-74.2152	PO1000004030
Endau Palm Oil Mill Sdn Bhd	Endau	Malaysia	2.6799	103.5054	PO1000003869
Eng Hong Palm Oil Mill Sdn Bhd	Eng Hong	Malaysia	2.8598	101.4744	PO1000006223
Eng Thye Plantations Berhad	Ladang Gula	Malaysia	4.9550	100.4689	PO1000003747
Ensem Lestari	Pks Nagan Raya	Indonesia	4.0341	96.4750	PO1000010262
Ensem Sawita	Ensem Sawita	Indonesia	4.5660	97.9166	PO1000009019
Ensengei Palm Oil Mill Sdn Bhd	Ensengei Pom	Malaysia	1.3092	110.6244	PO1000010067
Entrepalmas S.A.S.	Entrepalmas S.A.S.	Colombia	3.5646	-73.5794	PO1000003983
Epa Management Sdn Bhd	Sedenak	Malaysia	1.7309	103.5383	PO1000000019
Epa Management Sdn Bhd	Tereh	Malaysia	2.2170	103.3524	PO1000001263
Era Sawita	Era Sawita	Indonesia	1.0779	100.4904	PO1000004245
Etam Bersama Lestari	Etam Bersama Lestari	Indonesia	1.2239	117.8794	PO1000008346
Ever Yield Trading Sdn Bhd	Ever Yield Kks	Malaysia	5.6460	117.3280	PO1000003751
Exportadora Del Atlantico (Dinant)	Planta Extractora Aguan	Honduras	15.7280	-85.8575	PO1000004009
Extractora Del Sur De Casanare S.A.S.	Extractora Del Sur De Casanare S.A.S.	Colombia	4.4934	-72.8443	PO1000003177
Extractora La Francia / Agrocaribe	Extractora Del Atlantico	Guatemala	15.5830	-88.5598	PO1000001431
Extractora La Francia / Agrocaribe	Extractora La Francia	Guatemala	15.4685	-88.8094	PO1000003997
Extractora Maria La Baja S.A.	Extractora Maria La Baja S.A.	Colombia	9.9235	-75.3276	PO1000007502
Extractora Monterrey S.A.	Extractora Monterrey S.A.	Colombia	7.2986	-73.8837	PO1000004012
Extractora San Fernando S.A.	Extractora San Fernando S.A.	Colombia	7.1960	-73.5618	NA
Extractora Sicarare Ltda	Extractora Sicarare Ltda	Colombia	9.9319	-73.2625	PO1000004026
Extractora Vizcayas S.A.S.	Extractora Vizcayas S.A.S.	Colombia	7.5754	-73.9505	PO1000004016
Fairco Agro Mandiri	Kaubun	Indonesia	0.9667	117.7919	PO1000008271
Fajar Agro Sawit	Fajar Agro Sawit	Indonesia	3.5112	98.3059	PO1000008641
Fajar Agro Sejahtera	Cantung	Indonesia	-2.9700	115.9550	PO1000008153
Fajar Saudara Lestari	Fajar Saudara Lestari	Indonesia	-0.8681	109.6281	PO1000008228
Farinda Bersaudara	Farinda Bersaudara	Indonesia	-0.6959	116.2619	PO1000004121
Fedepalma	Extractora Central S.A.	Colombia	7.2840	-73.6218	PO1000004010
Felcra Berhad	Selama	Malaysia	5.1783	100.7167	PO1000003816
Felcra Jaya Samarahan Sdn Bhd	Felcra Jaya Samarahan	Malaysia	1.3906	110.4555	PO1000003759

Parent Company Name	Mill Name	Country	Latitude	Longitude	UML
Felcra Jayaputra Sdn Bhd	Jayaputra	Malaysia	3.9829	102.2225	PO1000007527
Felcra Processing & Engineering Sdn Bhd	Felcra Bukit Kepong	Malaysia	2.3907	102.8820	PO1000003753
Felcra Processing & Engineering Sdn Bhd	Felcra Maran	Malaysia	3.5709	102.6857	PO1000003754
Felcra Processing & Engineering Sdn Bhd	Felcra Nasaruddin	Malaysia	4.3235	100.9383	PO1000003755
Felcra Processing & Engineering Sdn Bhd	Felcra Processing & Engineering	Malaysia	3.9996	101.1670	PO1000003758
Felcra Processing & Engineering Sdn Bhd	Felcra Seberang Perak	Malaysia	4.1481	100.8398	PO1000003756
Felcra Processing & Engineering Sdn Bhd	Felcra Sungai Melikai	Malaysia	2.3882	103.8014	PO1000003757
Felcra Venture Sri Aman Sdn Bhd	Felcra Venture Sri Aman	Malaysia	1.1928	111.4005	PO1000008574
Fenyen Agro Lestari	Fenyen Agro Lestari	Indonesia	-1.8094	105.9761	NA
FGV Palm Industries Sdn Bhd	Adela	Malaysia	1.5528	104.1873	PO1000000236
FGV Palm Industries Sdn Bhd	Air Tawar	Malaysia	1.6669	104.0269	PO1000003414
FGV Palm Industries Sdn Bhd	Aring A	Malaysia	4.9408	102.3642	PO1000003045
FGV Palm Industries Sdn Bhd	Baiduri Ayu	Malaysia	5.0812	118.9398	PO1000000968
FGV Palm Industries Sdn Bhd	Belitong	Malaysia	1.9376	103.4986	PO1000001311
FGV Palm Industries Sdn Bhd	Besout	Malaysia	3.8813	101.2771	PO1000001892
FGV Palm Industries Sdn Bhd	Bukit Besar	Malaysia	1.7722	103.7022	PO1000001285
FGV Palm Industries Sdn Bhd	Bukit Kepayang	Malaysia	3.3463	102.5974	PO1000000898
FGV Palm Industries Sdn Bhd	Bukit Mendi	Malaysia	3.2058	102.3034	PO1000000576
FGV Palm Industries Sdn Bhd	Bukit Sagu	Malaysia	3.9669	103.1487	PO1000001233
FGV Palm Industries Sdn Bhd	Chalok	Malaysia	5.4090	102.8031	PO1000010021
FGV Palm Industries Sdn Bhd	Chiku	Malaysia	4.9419	102.2036	PO1000007000
FGV Palm Industries Sdn Bhd	Chini 3	Malaysia	3.3665	102.9313	PO1000003760
FGV Palm Industries Sdn Bhd	Cini 2	Malaysia	3.3952	102.9681	PO1000007489
FGV Palm Industries Sdn Bhd	Embara Budi	Malaysia	5.1321	119.0924	PO1000001654
FGV Palm Industries Sdn Bhd	Fajar Harapan	Malaysia	5.1950	119.1874	PO1000000967
FGV Palm Industries Sdn Bhd	Fpisb Kilang Sawit Chalok	Malaysia	5.4539	102.7825	PO1000001906
FGV Palm Industries Sdn Bhd	Hamparan Badai	Malaysia	5.3362	119.2047	PO1000001698
FGV Palm Industries Sdn Bhd	Indera	Malaysia	5.3751	119.0972	PO1000010032
FGV Palm Industries Sdn Bhd	Jengka 21	Malaysia	3.7402	102.4896	PO1000000607
FGV Palm Industries Sdn Bhd	Jengka 3	Malaysia	3.6947	102.5947	PO1000000514
FGV Palm Industries Sdn Bhd	Jengka 8	Malaysia	3.8231	102.5069	PO1000008251
FGV Palm Industries Sdn Bhd	Jeragan Bistari	Malaysia	5.3510	119.1440	PO1000003761
FGV Palm Industries Sdn Bhd	Jerangau Barat	Malaysia	4.9161	103.1353	PO1000001901
FGV Palm Industries Sdn Bhd	Jerangau Baru	Malaysia	4.9342	103.1844	PO1000001902
FGV Palm Industries Sdn Bhd	Kahang	Malaysia	2.0751	103.4941	PO1000001314
FGV Palm Industries Sdn Bhd	Kalabakan	Malaysia	4.3700	117.5125	PO1000001703
FGV Palm Industries Sdn Bhd	Kechau B	Malaysia	4.2392	102.1067	PO1000006989
FGV Palm Industries Sdn Bhd	Kemahang	Malaysia	5.8661	102.0056	PO1000002998

Parent Company Name	Mill Name	Country	Latitude	Longitude	UML
FGV Palm Industries Sdn Bhd	Kemasul	Malaysia	3.2725	102.2314	PO1000000820
FGV Palm Industries Sdn Bhd	Kembara Sakti	Malaysia	5.3610	119.0930	PO1000001701
FGV Palm Industries Sdn Bhd	Keratong 09	Malaysia	2.9690	102.9580	PO1000006502
FGV Palm Industries Sdn Bhd	Keratong 2	Malaysia	2.9193	102.8733	PO1000001894
FGV Palm Industries Sdn Bhd	Keratong 3	Malaysia	2.9296	102.9355	PO1000001895
FGV Palm Industries Sdn Bhd	Kerteh	Malaysia	4.6258	103.3319	PO1000001907
FGV Palm Industries Sdn Bhd	Kota Gelanggi	Malaysia	3.9217	102.4895	PO1000000254
FGV Palm Industries Sdn Bhd	Krau	Malaysia	3.6472	101.9764	PO1000001897
FGV Palm Industries Sdn Bhd	Kulai	Malaysia	1.7396	103.6473	PO1000001309
FGV Palm Industries Sdn Bhd	Lancang Kemudi	Malaysia	5.2323	119.0580	PO1000001697
FGV Palm Industries Sdn Bhd	Lepar Hilir	Malaysia	3.6453	103.0128	PO1000001320
FGV Palm Industries Sdn Bhd	Lepar Utara 4	Malaysia	3.8790	102.8155	PO1000000272
FGV Palm Industries Sdn Bhd	Lepar Utara 6	Malaysia	3.9708	102.6917	PO1000000255
FGV Palm Industries Sdn Bhd	Lok Heng	Malaysia	1.7205	104.1200	PO1000000235
FGV Palm Industries Sdn Bhd	Maokil	Malaysia	2.2912	102.9956	PO1000003359
FGV Palm Industries Sdn Bhd	Mempaga	Malaysia	3.5272	101.9803	PO1000001898
FGV Palm Industries Sdn Bhd	Mercu Puspita	Malaysia	5.2058	119.0137	PO1000001699
FGV Palm Industries Sdn Bhd	Neram	Malaysia	4.0067	103.2886	PO1000001896
FGV Palm Industries Sdn Bhd	Nilam Permata	Malaysia	5.2908	119.0094	PO1000001700
FGV Palm Industries Sdn Bhd	Nitar	Malaysia	2.4068	103.6573	PO1000001313
FGV Palm Industries Sdn Bhd	Padang Piol	Malaysia	4.0239	102.3883	PO1000000674
FGV Palm Industries Sdn Bhd	Palong Timor	Malaysia	2.7389	102.7050	PO1000006992
FGV Palm Industries Sdn Bhd	Panching	Malaysia	3.8261	103.1661	PO1000001891
FGV Palm Industries Sdn Bhd	Pasoh	Malaysia	3.0141	102.2862	PO1000008205
FGV Palm Industries Sdn Bhd	Penggeli	Malaysia	1.8270	103.6391	PO1000001310
FGV Palm Industries Sdn Bhd	Sampadi	Malaysia	1.6195	109.9485	PO1000003766
FGV Palm Industries Sdn Bhd	Selancar 2A	Malaysia	2.6522	103.0190	PO1000001903
FGV Palm Industries Sdn Bhd	Selancar 2B	Malaysia	2.6388	103.0000	PO1000001904
FGV Palm Industries Sdn Bhd	Selendang	Malaysia	2.7033	103.4401	PO1000001905
FGV Palm Industries Sdn Bhd	Semenchu	Malaysia	1.5783	104.1049	PO1000000227
FGV Palm Industries Sdn Bhd	Seroja	Malaysia	3.5904	102.5592	PO1000000603
FGV Palm Industries Sdn Bhd	Serting	Malaysia	2.9004	102.4460	PO1000001899
FGV Palm Industries Sdn Bhd	Serting Hilir	Malaysia	2.9978	102.4781	PO1000006998
FGV Palm Industries Sdn Bhd	Sg Tenggi	Malaysia	3.5861	101.4156	PO1000001890
FGV Palm Industries Sdn Bhd	Tementi	Malaysia	3.2647	102.5989	PO1000000901
FGV Palm Industries Sdn Bhd	Tenggaroh	Malaysia	2.0540	103.9330	PO1000003767
FGV Palm Industries Sdn Bhd	Tenggaroh Timor	Malaysia	2.0821	104.0072	PO1000003769
FGV Palm Industries Sdn Bhd	Tersang	Malaysia	4.1069	101.8014	PO1000003262
FGV Palm Industries Sdn Bhd	Triang	Malaysia	3.2700	102.5770	PO1000000762
FGV Palm Industries Sdn Bhd	Trolak	Malaysia	3.9380	101.3502	PO1000001893
FGV Palm Industries Sdn Bhd	Umas	Malaysia	4.4969	117.6506	PO1000001702
FGV Palm Industries Sdn Bhd	Wa Ha	Malaysia	1.7927	104.0762	PO1000000234

Parent Company Name	Mill Name	Country	Latitude	Longitude	UML
First Lamandau Timber International	First Lamandau Timber International	Indonesia	-1.8502	111.4694	PO1000005222
Flora Wahana Tirta	Flora Wahana Tirta	Indonesia	0.1348	101.2672	PO1000004154
Foong Lee Sawi Minyak Sdn Bhd	Foong Lee Sawi Minyak	Malaysia	4.9242	101.1052	PO1000003770
Foresta Lestari Dwikarya	Tanjung Kembiri	Indonesia	-3.0325	107.7704	PO1000001383
Fortius Agro Asia	Fortius Agro Asia	Indonesia	0.4772	100.7515	PO1000004190
Fortius Wajo Perkebunan	Fortius Wajo Perkebunan	Indonesia	-1.0510	102.9062	PO1000008601
Gabungan Perusahaan Minyak Langkap Sdn Bhd	Langkap	Malaysia	4.0565	101.1392	PO1000003771
Gading Sawit Kencana	Gading Sawit Kencana	Indonesia	-2.5107	112.5549	PO1000011193
Gajah Sakti Sawit	Gajah Sakti Sawit	Indonesia	-2.8678	101.4366	PO1000010256
Gan Teng Siew Realty Sdn Bhd	Ulu Kanchong	Malaysia	2.5826	101.9979	PO1000006241
Ganda Buanindo	Ganda Buanindo	Indonesia	0.0062	101.2375	PO1000008138
Gandaerah Hendana	Gandaerah Hendana	Indonesia	-0.1560	102.2062	PO1000004138
Gawi Bahandep Sawit Mekar	Gawi Bahandep Sawit Mekar	Indonesia	-2.9512	112.3470	PO1000001618
Gelumbang Agro Sentosa	Gelumbang Agro Sentosa	Indonesia	-3.2285	104.4672	NA
Gemareksa Mekarsari	Gemareksa Mekarsari	Indonesia	-2.1250	111.5554	PO1000004525
Gemilang Cahaya Mentari	Gemilang Cahaya Mentari	Indonesia	-1.9503	105.7894	PO1000008197
Gemilang Sawit Lestari	Gemilang Sawit Lestari	Indonesia	-0.4548	101.8270	PO1000007508
Geng Group	Kencana Agro Persada	Indonesia	0.6056	101.2413	PO1000011194
Genting Plantations Berhad	Genting Ayer Item	Malaysia	1.8561	103.2093	PO1000002439
Genting Sdc Sdn Bhd	Asiatic Sabapalm	Malaysia	6.0495	117.3536	PO1000008316
Genting Sdc Sdn Bhd	Genting Indah	Malaysia	5.3752	116.9350	PO1000003776
Genting Sdc Sdn Bhd	Genting Jambangan	Malaysia	6.6518	117.4463	PO1000003777
Genting Sdc Sdn Bhd	Genting Mewah	Malaysia	5.5180	117.7088	PO1000003778
Genting Sdc Sdn Bhd	Genting Sabapalm	Malaysia	5.9651	117.3741	PO1000004650
Genting Sdc Sdn Bhd	Genting Tanjung	Malaysia	5.4226	118.2732	PO1000005521
Genting Sdc Sdn Bhd	Genting Trushidup	Malaysia	5.5633	117.9796	PO1000007758
Giga Putra Nusantara	Giga Putra Nusantara	Indonesia	1.3098	99.7653	PO1000008570
Giga Putra Perkasa	Giga Putra Perkasa	Indonesia	0.4210	100.8144	PO1000010039
Global Enterprise Oil Mill Sdn Bhd	Global Enterprise	Malaysia	5.4901	117.9886	PO1000003781
Global Kalimantan Makmur	Global Kalimantan Makmur	Indonesia	0.7298	110.4631	PO1000004415
Global Sawit Semesta	Subulussalam	Indonesia	2.6200	98.0300	PO1000007646
Globalindo Agro Lestari	Globalindo Agro Lestari	Indonesia	-6.6280	105.6253	PO1000010075
Golden Agro Plantation (GAP)	Golden Agro Plantation (GAP)	Malaysia	2.6725	112.1271	PO1000010804
Golden Blossom Sumatra	Golden Blossom Sumatra	Indonesia	-3.0677	104.2046	PO1000008434
Golden Elate Oil Mill Sdn Bhd	Golden Elate	Malaysia	5.1373	118.8380	PO1000003784
Golden Oilindo Nusantara	Golden Oilindo Nusantara	Indonesia	-3.1192	104.6945	PO1000007509
Grahacipta Bangkojaya	Graha Cipta Bangko Jaya	Indonesia	-2.0853	102.4365	PO1000004094
Grand Mandiri Utama	Sejahtera	Indonesia	0.4698	111.2120	PO1000005205
Grupo Oleoflores	Oleoflores	Colombia	10.0980	-73.2356	PO1000003324
Gruti Lestari Pratama	Gruti Lestari Pratama	Indonesia	0.5138	99.2713	PO1000007541

Parent Company Name	Mill Name	Country	Latitude	Longitude	UML
Guadalcanal Plains Palm Oil Ltd	Terere	Solomon Islands	-9.4427	160.2187	PO1000000131
Guna Agung Semesta	Guna Agung Semesta	Indonesia	0.9881	101.2435	PO1000006328
Guna Setia Pratama	Guna Setia Pratama	Indonesia	0.4281	101.5966	PO1000008224
Gunajaya Karya Gemilang	Kendawangan	Indonesia	-2.4458	110.2658	PO1000003491
Guntung Idaman Nusa	Guntung Idaman Nusa 1	Indonesia	-1.5958	112.5988	PO1000002356
Guntung Idaman Nusa	Guntung Idaman Nusa 2	Indonesia	0.1990	99.6266	PO1000006505
Gunung Maras Lestari	Gunung Maras Lestari	Indonesia	-1.9640	105.9516	PO1000004508
Gunung Melayu	Gunung Melayu II	Indonesia	2.7494	99.4697	PO1000002608
Gunung Pelawan Lestari	Tengkalat	Indonesia	-1.6236	105.9886	PO1000006652
Gunung Sawit Abadi	Kinali	Indonesia	-0.0461	99.9157	PO1000008131
Gunung Sawit Mas	Gunung Sawit Mas	Indonesia	1.0806	100.2944	PO1000009580
Gunung Sejahtera Dua Indah	Gunung Sejahtera Dua Indah	Indonesia	-1.3705	119.4866	PO1000004165
Gunung Sejahtera Ibu Pertiwi	Gunung Sejahtera Ibu Pertiwi	Indonesia	-1.2224	119.4725	PO1000004179
Gunung Sejahtera Puti Pesona	Gunung Sejahtera Puti Pesona	Indonesia	-2.0919	111.4871	PO1000004176
Gunung Tua Abadi	Sumber Sawit	Indonesia	-3.8100	105.1700	PO1000003970
Gunungsawit Binalestari	Gunungsawit Binalestari	Indonesia	-2.0737	105.3240	PO1000004514
Guthrie Peconina Indonesia	Rantau Panjang POM	Indonesia	-2.9162	103.7508	PO1000000320
Hamparan Perkasa Mandiri	Hamparan Perkasa Mandiri	Indonesia	0.7778	116.6078	PO1000008265
Hanau Panen Raya Sejahtera	Hanau Panen Raya Sejahtera	Indonesia	-2.3600	112.1099	NA
Hap Seng Plantations (River Estates) Sdn Bhd	Bukit Mas	Malaysia	5.3373	118.4736	PO1000000185
Hap Seng Plantations (River Estates) Sdn Bhd	Tomanggong	Malaysia	5.4273	118.6593	PO1000002136
Harapan Rimba Raya	Sungai Kedang	Indonesia	-0.6585	115.4965	PO1000013829
Harapan Sawit Lestari	Manis Mata	Indonesia	-2.4832	111.0184	PO1000001208
Hardaya Inti Plantations	Leok	Indonesia	1.0264	121.3608	PO1000006348
Hargy Oil Palm Limited	Barema Palm Oil Mill	Papua New Guinea	-5.2104	151.1299	PO1000001655
Hargy Oil Palm Limited	Hargy Mill	Papua New Guinea	-5.3111	151.0110	PO1000000053
Hargy Oil Palm Limited	Navo Mill	Papua New Guinea	-5.0941	151.2245	PO1000000105
Hari Sawit Jaya	Negeri Lama II	Indonesia	2.3597	100.0353	PO1000003004
Harn Len Corporation Bhd	Lian Hup	Malaysia	2.7781	102.9620	PO1000006234
Hasil Karya Bumi Sejati	Hasil Karya Bumi Sejati	Indonesia	1.4511	100.6165	PO1000004260
Hasnur Citra Terpadu	Hasnur Citra Terpadu	Indonesia	-2.9616	114.9872	PO1000006236
Havys Oil Mill Sdn Bhd	Havys	Malaysia	2.8923	102.6627	PO1000003785
Herfinata Palm And Plantation	Herfinata Palm And Plantation	Indonesia	1.8541	100.1658	PO1000004496
Hilltop Palms Sdn Bhd	Tali Ayer	Malaysia	5.0523	100.5156	PO1000003966
Hindoli	Mukut	Indonesia	-2.4414	104.4194	PO1000003254
Hindoli	Sungai Lilin	Indonesia	-2.6081	104.1253	PO1000000058
Hindoli	Tanjung Dalam	Indonesia	-2.5496	103.9440	PO1000009068
Hok Huat Oil Mill Sdn Bhd	Bukit Pasir	Malaysia	2.0851	102.6976	PO1000003812

Parent Company Name	Mill Name	Country	Latitude	Longitude	UML
Hok Huat Oil Mill Sdn Bhd	Kluang	Malaysia	2.0587	103.3616	PO1000003787
Hup Lee Oil Mill Sdn Bhd	Hup Lee	Malaysia	3.0893	101.4122	PO1000008212
Hutahaeen	Dalu Dalu	Indonesia	1.1785	100.2703	PO1000004443
Hutan Alam Lestari	Hutan Alam Lestari	Indonesia	-1.6109	103.3424	PO1000008611
Hutan Hijau Mas	Berau	Indonesia	2.2114	117.1659	PO1000004533
Igan Oil Mill Sdn Bhd	Ta Ann Pelita Igan	Malaysia	2.7832	111.7378	PO1000010947
IJM Edible Oils Sdn Bhd	Desa Talisai	Malaysia	5.7064	117.5358	PO1000003789
IJM Edible Oils Sdn Bhd	Minat Teguh	Malaysia	5.8179	117.8694	PO1000003790
IJM Edible Oils Sdn Bhd	Sabang 1	Malaysia	6.2338	117.5288	PO1000003741
IJM Edible Oils Sdn Bhd	Sabang 2	Malaysia	6.3518	117.4793	PO1000003792
Incasi Raya	Pangian	Indonesia	-0.4111	110.1827	PO1000004451
Indo Sawit Kekal	River View	Indonesia	-2.5145	110.9147	PO1000002360
Indomakmur Sawit Berjaya	Indomakmur Sawit Berjaya	Indonesia	-2.3193	103.7116	PO1000007548
Indomas Mitra Teknik	Indomas Mitra Teknik	Indonesia	3.2259	97.9805	PO1000004286
Indotruba Tengah	Sekunyir	Indonesia	-2.4447	112.0067	PO1000000321
Indupalsa	Industria De Palma Aceitera De Loreto Y San Martin	Peru	-6.3104	-76.2793	PO1000008573
Industria Chiquibul S.A.	Industria Chiquibul S.A.	Guatemala	16.0154	-90.3937	PO1000008338
Industria Oleaginosas Monte Alegre Sa	Industria Oleaginosas Monte Alegre Sa	Peru	-8.6490	-74.9760	NA
Industrial Aceitera De Casanare S.A. Sucursal Colombia S.A.	Industrial Aceitera De Casanare S.A.	Colombia	5.0879	-71.9600	PO1000008301
Inecda Plantations	Inecda	Indonesia	-0.4932	102.3676	PO1000004128
Inkud Agritama	Inkud Agritama	Indonesia	-0.0693	100.0221	PO1000004348
Innoprise Plantations Berhad	Serijaya Industri Sdn Bhd	Malaysia	4.7930	117.3536	PO1000003793
Intan Sejati Andalan	Intan Sejati Andalan	Indonesia	1.4327	101.2857	PO1000004259
Inti Guna Nabati	Inti Guna Nabati	Indonesia	-2.4165	102.6807	PO1000004852
Inti Indosawit Subur	Buatan I	Indonesia	0.4344	101.8250	PO1000000021
Inti Indosawit Subur	Buatan li	Indonesia	0.4600	101.8674	PO1000000382
Inti Indosawit Subur	Muara Bulian	Indonesia	-1.5851	103.2012	PO1000000279
Inti Indosawit Subur	Negeri Lama I	Indonesia	2.3597	100.0419	PO1000002147
Inti Indosawit Subur	Tanjung Pauh	Indonesia	-0.0977	101.2979	PO1000006173
Inti Indosawit Subur	Tanjung Selamat	Indonesia	2.1289	100.0089	PO1000002607
Inti Indosawit Subur	Tungkal Ulu	Indonesia	-1.3014	102.9794	PO1000000345
Inti Indosawit Subur	Ukui I	Indonesia	-0.2232	102.0950	PO1000000148
Inti Indosawit Subur	Ukui li	Indonesia	-0.2770	102.1161	PO1000002491
Inti Indosawit Subur	Pangkalan Lesung	Indonesia	0.0262	102.1208	NA
Inti Karya Plasma Perkasa	Inti Karya Plasma Perkasa	Indonesia	0.5443	101.2538	PO1000004198
IOI Corporation Berhad	Baturong	Malaysia	4.7553	118.0886	PO1000000118
IOI Corporation Berhad	Bukit Leelau	Malaysia	3.3027	103.1379	PO1000000120
IOI Corporation Berhad	Gomali	Malaysia	2.6118	102.6787	PO1000000094
IOI Corporation Berhad	Leepang	Malaysia	5.5491	118.4376	PO1000001094
IOI Corporation Berhad	Mayvin	Malaysia	5.5553	117.2264	PO1000000122

Parent Company Name	Mill Name	Country	Latitude	Longitude	UML
IOI Corporation Berhad	Morisem	Malaysia	5.4935	118.3700	PO1000001098
IOI Corporation Berhad	Pamol Kluang	Malaysia	2.1104	103.3923	PO1000000109
IOI Corporation Berhad	Sakilan	Malaysia	5.8393	117.8437	PO1000000110
IOI Corporation Berhad	Unico	Malaysia	5.1501	118.2221	PO1000003796
IOI Corporation Berhad	Unico Desa	Malaysia	5.4131	118.5293	PO1000003797
Jabal Perkasa	Jabal Perkasa	Indonesia	1.0611	100.1319	PO1000007524
Jabontara Eka Karsa	Jabon	Indonesia	1.2431	118.3386	PO1000005793
Jatim Jaya Perkasa	Simpang Damar	Indonesia	1.9474	100.7371	PO1000004504
Jaya Baru Pertama	Jaya Baru Pertama	Indonesia	4.0652	98.2178	PO1000004563
Jaya Gemilang Sukses	Jaya Gemilang Sukses	Indonesia	1.5987	100.9052	PO1000007653
Jeng Huat (Bahau) Realty Sdn Bhd	Jeng Huat	Malaysia	3.1038	102.4581	PO1000003804
Jernih Kemboja Sdn Bhd	Jernih Kemboja	Malaysia	2.4888	102.9368	PO1000007656
Jeroco Plantations Sdn Bhd	Jeroco 1	Malaysia	5.4311	118.4172	PO1000000936
Jeroco Plantations Sdn Bhd	Jeroco 2	Malaysia	5.4311	118.4172	PO1000003100
Jugra Palm Oil Mill Sdn Bhd	Jugra	Malaysia	2.8459	101.4672	PO1000007526
Kahang Palm Oil Mill Sdn Bhd	Kahang Palm Oil Mill Sdn Bhd	Malaysia	2.3423	103.4384	PO1000003805
Kahang Palm Oil Mill Sdn Bhd	Ladang Bukit Cantik	Malaysia	2.3087	103.6672	NA
Kalimantan Agro Nusantara	Kalinusa Rantau Pulung	Indonesia	0.6763	117.2273	PO1000011591
Kalimantan Agro Pusaka	Sungai Sepeti	Indonesia	-0.8290	109.8860	PO1000007463
Kalimantan Sanggar Pusaka	Kalimantan Sanggar Pusaka	Indonesia	0.0831	111.1921	PO1000007534
Kalimantan Sawit Kusuma	Kalimantan Sawit Kusuma	Indonesia	-2.2881	111.1678	PO1000004163
Kamparindo Agro Industri	Kamparindo Agro Industri	Indonesia	0.8640	101.2860	PO1000008268
Karimun Aromatics	Karimun Aromatics	Indonesia	4.0131	98.1495	PO1000006182
Karya Abadi Sama Sejati	Karya Abadi Sama Sejati	Indonesia	1.4758	100.5988	PO1000008287
Karya Agro Sawitindo	Karya Agro Sawitindo	Indonesia	-2.7101	101.3410	PO1000008162
Karya Agung Sawita	Karya Agung Sawita	Indonesia	1.0657	99.9631	PO1000004431
Karya Agung Sawita	Papaso	Indonesia	0.8960	100.1082	PO1000010065
Karya Dewi Putra	Katingan Central	Indonesia	-1.4382	112.8741	PO1000007553
Karya Hevea Indonesia	Karya Hevea Indonesia	Indonesia	3.3744	99.0200	PO1000010805
Karya Indo Sejatitama	Karya Indo Sejatitama	Indonesia	-2.9979	102.7878	PO1000004075
Karya Indorata Persada	Karya Indorata Persada	Indonesia	0.1134	101.2356	PO1000007546
Karya Makmur Abadi	Karya Makmur Abadi	Indonesia	-2.0423	112.4900	PO1000007550
Karya Samo Mas	Karya Samo Mas	Indonesia	0.7928	100.4730	NA
Karya Sawitindo Mas	Karya Sawitindo Mas	Indonesia	-2.4615	101.1238	PO1000008616
Karya Tanah Subur	Karya Tanah Subur	Indonesia	-2.1299	121.4850	PO1000004571
Karya Teknik Plantation	Karya Teknik Plantation	Indonesia	-0.1543	117.0101	PO1000008435
Karyanusa Ekadaya	Karyanusa Eka Daya 1	Indonesia	1.0141	118.0484	PO1000008274
Kasmar Matano Persada	Kasmar Matano Persada	Indonesia	-2.5414	120.3034	PO1000011558
Kayan Plantation	Kayan Plantation	Indonesia	2.6822	117.6053	NA
Kayung Agro Lestari	Kayung Agro Lestari	Indonesia	-1.4505	110.2320	PO1000006366
Kebun Pantai Raja	Tanjung Pauh	Indonesia	-0.0575	101.2419	PO1000004341
Keck Seng (M) Berhad	Masai	Malaysia	1.5405	103.9650	PO1000000505

Parent Company Name	Mill Name	Country	Latitude	Longitude	UML
Kedaton Mulia Primas	Kedaton Mulia Primas	Indonesia	-1.9072	103.0136	PO1000008345
Kelantan Sakti	Kelantan Sakti	Indonesia	-3.5034	104.9399	PO1000011993
Kema Development Sdn Bhd	Kema Development	Malaysia	3.7293	102.8888	PO1000006194
Kemabong Sdn Bhd	Sapang Palm Oil Mill	Malaysia	4.5788	118.3178	PO1000007560
Kemilau Permata Sawit	Sijunjung	Indonesia	-0.9038	101.3981	PO1000006186
Kemilau Permata Sawit	Tapan	Indonesia	-2.2017	101.0874	PO1000006222
Kencana Andalan Nusantara	Kencana Andalan Nusantara	Indonesia	1.7837	100.3924	PO1000004487
Kencana Graha Permai	Kenanga	Indonesia	-2.1404	110.5158	PO1000001638
Kencana Inti Perkasa	Aek Nopan	Indonesia	2.5675	99.5785	PO1000006247
Kencana Permata Nusantara	Kencana Permata Nusantara	Indonesia	3.4522	98.6986	PO1000007566
Kencana Persada Nusantara	Kencana Persada Nusantara	Indonesia	1.1754	100.2327	PO1000004442
Kencana Utama Sejati	Kencana Utama Sejati	Indonesia	1.0690	100.1172	PO1000007569
Keningau Palm Oil Mill Sdn Bhd	Keningau Pom	Malaysia	5.1093	116.0942	PO1000004794
Keresia Mill Sdn Bhd	Keresia	Malaysia	3.1641	113.6002	PO1000000340
Kesedar Perkilangan Sdn Bhd	Paloh 3	Malaysia	4.9999	102.2748	PO1000003809
Ketapang Agro Lestari	Ketapang Agro Lestari	Indonesia	-0.8756	115.8917	PO1000008567
KH Regional Group Inc.	Nacional Agro Industrial S.A.	Guatemala	16.2279	-90.1529	PO1000007305
Kharisma Agro Sejahtera	Kharisma Agro Sejahtera	Indonesia	-0.7523	102.2446	PO1000008231
Kharisma Alam Persada	Kharisma Alam Persada	Indonesia	-2.9288	114.9514	PO1000009021
Kian Hoe Plantations Bhd	Coronation	Malaysia	2.0228	103.2672	PO1000003811
Kian Hoe Plantations Bhd	Kian Hoe Plantations	Malaysia	2.0063	103.3014	PO1000006363
Kilang Kelapa Sawit Fortuna Sdn Bhd	Fortuna	Malaysia	6.0475	117.2197	PO1000003813
Kilang Kelapa Sawit Jerantut Sdn Bhd	Jerantut	Malaysia	3.8620	102.3455	PO1000007530
Kilang Kelapa Sawit Lekir Sdn Bhd	Lekir	Malaysia	4.1512	100.7812	PO1000003815
Kilang Kelapa Sawit Pinangah Sdn Bhd	Pinangah	Malaysia	4.4910	118.4377	PO1000003827
Kilang Kelapa Sawit Selumpur Sdn Bhd	Kilang Kelapa Sawit Selumpur Sdn Bhd	Malaysia	2.6181	102.8096	PO1000010025
Kilang Kelapa Sawit Selumpur Sdn Bhd	Selumpur	Malaysia	2.6663	102.8070	PO1000003739
Kilang Kosfarm Sdn Bhd	Kosfarm	Malaysia	2.9934	102.8200	PO1000003871
Kilang Minyak Kelapa Sawit Lum Sdn Bhd	Lum	Malaysia	2.7436	102.9388	PO1000007601
Kilang Minyak Kelapa Sawit Semantan Sdn Bhd	Semantan	Malaysia	3.4692	102.3137	PO1000006204
Kilang Minyak Sawit Kamunting Sdn Bhd	Kamunting	Malaysia	4.9227	100.7197	PO1000003817
Kilang Minyak Sawit Meru Sdn Bhd	Meru	Malaysia	3.0091	101.4968	PO1000008384
Kilang Minyak Sawit Tg Tualang (1997) Sdn Bhd	Tg Tualang	Malaysia	4.3052	101.0390	PO1000003818
Kilang Sawira Makmur Sdn Bhd	Sawira Makmur	Malaysia	2.9676	103.0924	PO1000003752
Kilang Sawit Bell Sdn Bhd	Kilang Sawit Bell	Malaysia	5.2047	118.0771	PO1000003819

Parent Company Name	Mill Name	Country	Latitude	Longitude	UML
Kilang Sawit C.P. Sdn Bhd	Charuk Putting	Malaysia	3.4401	102.4899	PO1000006206
Kilang Sawit Lembing Sdn Bhd	Leming	Malaysia	3.8927	103.0996	PO1000003820
Kilang Sawit Muar Bhd	Muar	Malaysia	2.0094	102.6799	PO1000003821
Kilang Sawit Panji Alam Sdn Bhd	Panji Alam	Malaysia	4.3744	103.3492	PO1000003822
Kilang Sawit United Bell Sdn Bhd	United Bell	Malaysia	1.5655	103.4680	PO1000003823
Kim Loong Palm Oil Mills Sdn Bhd	Kota Tinggi	Malaysia	1.8080	103.9620	PO1000003825
Kim Loong Palm Oil Mills Sdn Bhd	Sungkit Enterprises Sdn Bhd	Malaysia	1.7767	103.9203	PO1000008144
Kim Loong Sabah Mills Sdn Bhd	Telupid	Malaysia	5.4673	116.9896	PO1000003826
Kimia Tirta Utama	Kimia Tirta Utama	Indonesia	-1.9578	102.3727	PO1000004408
Kintap Jaya Wattindo	Kintap Jaya Wattindo	Indonesia	-3.8985	115.2051	PO1000006246
KL-Kepong (Sabah) Sdn Berhad	Bornion	Malaysia	5.6090	117.7899	PO1000000261
KL-Kepong (Sabah) Sdn Berhad	Lungmanis	Malaysia	5.0840	118.5883	PO1000000263
KL-Kepong (Sabah) Sdn Berhad	Mill 2	Malaysia	4.4551	118.2238	PO1000000428
KL-Kepong (Sabah) Sdn Berhad	Pinang	Malaysia	4.4504	118.2782	PO1000000427
KL-Kepong (Sabah) Sdn Berhad	Rimmer	Malaysia	5.0193	118.5715	PO1000000262
Konsep Muktamad Sdn Bhd	Rex	Malaysia	4.4872	117.5985	PO1000003916
Koong Shing Sdn Bhd	Tingkeyu	Malaysia	4.8276	118.0633	PO1000004796
Kresna Duta Agroindo	Gunung Kombeng	Indonesia	1.1121	117.0219	PO1000010249
Kresna Duta Agroindo	Jelatang	Indonesia	-2.0722	102.4858	PO1000001344
Kresna Duta Agroindo	Langling	Indonesia	-2.1008	102.3744	PO1000001345
Kresna Duta Agroindo	Muara Wahau	Indonesia	1.1112	117.0232	PO1000001765
Kresna Duta Agroindo	Pelakar	Indonesia	-2.1853	102.6422	PO1000002863
Kresna Duta Agroindo	Rantau Panjang	Indonesia	0.9705	116.8281	PO1000009356
Kridatama Lancar	Sukamandang	Indonesia	-2.0622	112.3154	PO1000000322
Kriya Swarna Pubian	Kriya Swarna Pubian	Indonesia	-5.0637	104.8766	PO1000004055
Kruing Lestari Jaya	Sungai Perak	Indonesia	-0.6614	115.5897	PO1000007599
Kuala Lumpur Kepong Berhad	Batu Lintang	Malaysia	5.1936	100.6284	PO1000000894
Kuala Lumpur Kepong Berhad	Changkat Chermin	Malaysia	4.2753	100.7850	PO1000000896
Kuala Lumpur Kepong Berhad	Jeram Padang	Malaysia	2.7351	102.4085	PO1000000280
Kuala Lumpur Kepong Berhad	Kekayaan Palm Oil Mill	Malaysia	2.2045	103.2704	PO1000000201
Kuala Lumpur Kepong Berhad	Kuala Pertang	Malaysia	5.6231	102.2381	PO1000001968
Kuala Lumpur Kepong Berhad	Paloh Kks	Malaysia	2.2112	103.2131	PO1000003830
Kuala Lumpur Kepong Berhad	Tanjong Malim	Malaysia	3.6950	101.4857	PO1000000892
Kuala Lumpur Kepong Berhad	Tuan Mee	Malaysia	3.2652	101.4633	PO1000000895
Kuantan Trading Oil Mill Sdn Bhd	Kuantan Trading	Malaysia	2.7295	102.9400	PO1000003831
Kub Maju Mill Sdn Bhd	Kub Maju Mill	Malaysia	2.8581	111.9308	PO1000007444
Kula Palm Oil Ltd - Higaturu Oil Palms	Mamba	Papua New Guinea	-8.8547	147.7069	PO1000000520
Kula Palm Oil Ltd - Higaturu Oil Palms	Sangara	Papua New Guinea	-8.7434	148.1987	PO1000006356
Kula Palm Oil Ltd - Milne Bay Estates	Hagita	Papua New Guinea	-10.3157	150.2862	PO1000000521
Kumpulan Kris Jati Sdn Bhd	Trusan	Malaysia	4.8286	115.2651	PO1000003937

Parent Company Name	Mill Name	Country	Latitude	Longitude	UML
Kurnia Batang Hari Berjaya	Kurnia Batang Hari Berjaya	Indonesia	-1.7887	103.0797	PO1000009559
Kurnia Mitra Sawit	Kurnia Mitra Sawit	Indonesia	2.4089	99.6967	PO1000008194
Kurnia Palma Agung Lestari	Kurnia Palma Agung Lestari	Indonesia	-1.7904	102.2593	NA
Kutai Agro Lestari	Kutai Agro Lestari	Indonesia	-0.6428	115.7388	PO1000007561
Kutai Balian Nauli	Kutai Balian Nauli	Indonesia	0.7500	117.3500	PO1000007638
Kwala Gunung	Lima Puluh	Indonesia	3.1639	99.4824	PO1000004285
Kwantas Oil Sdn Bhd	Haranky	Malaysia	5.2130	118.0644	PO1000002799
Kwantas Oil Sdn Bhd	Mewah	Malaysia	5.2546	117.9090	PO1000008304
Kwantas Oil Sdn Bhd	Pintasan	Malaysia	5.2292	117.7169	PO1000009024
Ladang Mills Sdn Bhd	Ladang Mill	Malaysia	5.6183	117.6453	PO1000003838
Ladang Permai Sdn Bhd	Batu Putih	Malaysia	5.5800	117.9460	PO1000003938
Ladang Permai Sdn Bhd	Permai	Malaysia	5.1873	118.4403	PO1000003939
Ladang Petri Tenggara Sdn Bhd	Sungai Kachur	Malaysia	1.7833	103.7627	PO1000003945
Ladang Petri Tenggara Sdn Bhd	Ulu Sebol	Malaysia	1.8886	103.6218	PO1000004838
Ladang Rakyat Terengganu Sdn Bhd	Ladang Rakyat	Malaysia	4.1407	103.2190	PO1000003833
Ladang Sabah Sdn Bhd	Ladang Sabah	Malaysia	5.7300	117.5778	PO1000000541
Ladang Sawit Mas	Bukit Tunggal Jaya	Indonesia	-1.5464	110.3440	PO1000004316
Ladang Serasa Sdn Bhd	Serasa	Malaysia	5.0995	102.1758	PO1000003941
Ladang Tai Tak (Kota Tinggi) Sdn Bhd	Tai Tak	Malaysia	1.6939	103.8586	PO1000003834
Ladang Tapis Sdn Bhd (Ltsb)	Kilang Sawit Tapis	Malaysia	5.5075	101.9358	PO1000008312
Ladangrumpun Suburabadi	Angsana	Indonesia	-3.6143	115.6108	PO1000000325
Laguna Mandiri	Betung	Indonesia	-2.3792	116.2031	PO1000001380
Laguna Mandiri	Rantau Factory	Indonesia	-2.4392	116.1142	PO1000000323
Lahan Tani Sakti	Alur Dumai	Indonesia	1.5611	100.5417	PO1000000326
Lam Soon Plantations Sdn Bhd	Dara Lam Soon Sdn.Bhd	Malaysia	3.1570	103.1636	PO1000007798
Lam Soon Plantations Sdn Bhd	Lam Soon	Malaysia	5.2548	118.1752	PO1000003835
Lambang Bumi Perkasa	Lambang Bumi Perkasa	Indonesia	-4.7018	105.3728	PO1000008392
Lambang Sawit Perkasa	Lambang Sawit Perkasa	Indonesia	-2.2238	102.4805	PO1000004090
Lanang Agro Bersatu	Lanang Agro Bersatu	Indonesia	-1.2135	110.5234	PO1000008658
Langgak Inti Lestari	Langgak Inti Lestari	Indonesia	0.6349	100.5918	PO1000007567
Langgeng Muara Makmur	Bebunga	Indonesia	-2.3736	116.3297	PO1000000324
Langkat Nusantara Kepong	Stabat	Indonesia	3.7597	98.3931	PO1000005803
Langkat Sawithijau Pratama	Langkat Sawithijau Pratama	Indonesia	3.4973	98.2247	PO1000006202
Lee Oilmills	Lee Oilmills	Malaysia	3.0331	100.2641	NA
Lenga Palmoil Industries Sdn Bhd	Lenga	Malaysia	2.2264	102.5693	PO1000003836
Leomas Anugerah Bersaudara	Leomas Anugerah Bersaudara	Indonesia	3.4124	98.7346	PO1000008239
Letawa	Letawa	Indonesia	0.9919	116.7537	PO1000004109
Libo Sawit Perkasa	Libo Sawit Perkasa	Indonesia	0.9563	101.1405	PO1000004239
Limpah Sejahtera	Limpah Sejahtera	Indonesia	-1.7162	110.3544	PO1000007571
Lingga Tiga Sawit	Lingga Tiga Sawit	Indonesia	2.0144	99.8797	PO1000008152
Liquid Palm Miller	Liquid Palm Miller	Malaysia	4.8720	101.8060	NA

Parent Company Name	Mill Name	Country	Latitude	Longitude	UML
Liziz Plantation Sdn Bhd	Liziz	Malaysia	4.8718	101.8056	PO1000003839
Lkpp Corporation Sdn Bhd	Lcsb Lepar	Malaysia	3.5926	103.0830	PO1000003840
Lubok Antu Palm Oil Mill Sdn Bhd	Lubok Antu	Malaysia	1.1682	111.7620	PO1000007440
Lubuk Bendahara Palma Industri	Lubuk Bendahara Palma Industri	Indonesia	0.6672	100.5080	PO1000010051
Mahakam Sawit Plantation	Mahakam Sawit Plantation	Indonesia	-0.3387	116.8807	PO1000008603
Mahamurni Plantations Sdn Bhd	Palong Cocoa	Malaysia	2.7064	102.7850	PO1000001265
Mahamurni Plantations Sdn Bhd	Pasir Panjang	Malaysia	2.0180	103.9486	PO1000005256
Mahato Inti Sawit	Mahato Inti Sawit	Indonesia	1.3737	100.2991	PO1000011910
Mahkota Andalan Sawit	Mahkota Andalan Sawit	Indonesia	-3.2279	104.4730	PO1000004310
Maju Aneka Sawit	Maju Aneka Sawit	Indonesia	1.3580	109.3836	PO1000000170
Maju Indo Raya	Aek Sibirong	Indonesia	1.4093	98.8583	PO1000004461
Maju Kalimantan Hadapan	Seguntung	Indonesia	0.0153	116.9684	PO1000004334
Makmur Abadi Raya	Makmur Abadi Raya	Indonesia	3.8069	98.3417	PO1000004541
Makmur Andalan Sawit	Makmur Andalan Sawit	Indonesia	0.0691	102.1246	PO1000004345
Malmaju Bina Sdn Bhd	Malmaju Bina	Malaysia	5.1748	100.6741	PO1000003842
Malpom Industries Bhd	Malpom Industries	Malaysia	5.2078	100.4839	PO1000003843
Malsa Corporation Sdn Bhd	Malsa	Malaysia	5.7819	117.6572	PO1000003844
Mandiri Sawit Bersama	Aek Tinga	Indonesia	1.0736	99.9951	PO1000004246
Manis Oil Sdn Bhd	Manis	Malaysia	2.1312	111.8931	PO1000003908
Maskapai Perkebunan Leidong West Indonesia	Maskapai Perkebunan Leidong West	Indonesia	-1.9014	105.4764	PO1000001372
Masranti Plantation Sdn Bhd	Masranti	Malaysia	1.1161	110.8245	PO1000005246
Mawar Mentari Sdn Bhd	Mawar Mentari	Malaysia	2.8672	102.3161	PO1000008196
Maya Agro Investama	Kedipi	Indonesia	-2.3404	110.9696	PO1000004853
Mazuma Agro Indonesia	Mazuma Agro Indonesia	Indonesia	1.1287	100.1545	PO1000004438
Medco Papua Hijau Selaras	Medco Papua Hijau Selaras	Indonesia	-0.8104	133.5951	PO1000007449
Meganusa Intisawit	Indra Sakti	Indonesia	-0.5692	102.3059	PO1000001065
Megasawindo Perkasa	Megasawindo Perkasa	Indonesia	-1.6843	102.2347	PO1000004100
Melangking Oil Palm Plantation Sdn Bhd	Melangking	Malaysia	5.6222	118.2473	PO1000004797
Melewar Properties Sdn Bhd	Melewar	Malaysia	5.2722	118.0534	PO1000000527
Melur Gemilang Sdn Bhd	Melur Gemilang	Malaysia	1.2097	110.8140	PO1000003942
Menthobi Makmur Lestari	Menthobi Makmur Lestari	Indonesia	-2.2487	111.4319	NA
Merangkai Artha Nusantara	Merangkai Artha Nusantara	Indonesia	1.2125	100.2935	PO1000004444
Meridan Sejatisurya Plantation	Meridan Sejati Surya Plantation	Indonesia	0.5380	101.7299	PO1000002637
Meridian Plantations Sdn Bhd	Meridian	Malaysia	6.4548	117.4312	PO1000003949
Merlung Inti Lestari	Merlung Inti Lestari	Indonesia	-1.3286	103.2737	PO1000011556
Meskom Agro Sarimas	Meskom Agro Sarimas	Indonesia	1.5488	102.0885	PO1000004470
Milik Mestika Sdn Bhd	Milik Mestika	Malaysia	2.4016	102.6672	PO1000007581
Minanga Ogan	Sei Inai	Indonesia	-4.0633	104.1303	PO1000009588
Minsawi Industries (Kuala Kangsar) Sdn Bhd	Minsawi	Malaysia	4.9036	100.9070	PO1000003849

Parent Company Name	Mill Name	Country	Latitude	Longitude	UML
Mitra Agrolika Sejahtera	Muara Bahar	Indonesia	-1.9629	103.6155	PO1000004323
Mitra Agung Sawita Sejati	Mitra Agung Sawita Sejati	Indonesia	3.2964	99.3050	PO1000004288
Mitra Agung Swadaya	Kelayang	Indonesia	-0.4934	102.0625	PO1000004389
Mitra Bumi	Mitra Bumi	Indonesia	0.4537	101.0557	PO1000004327
Mitra Karya Agro Indo	Tangar	Indonesia	-2.2436	112.2993	PO1000004656
Mitra Karya Sentosa	Mitra Karya Sentosa	Indonesia	0.7646	110.6684	NA
Mitra Niaga Sejati Jaya	Mitra Niaga Sejati Jaya	Indonesia	4.0532	98.1363	PO1000004562
Mitra Sawit Jambi	Mitra Sawit Jambi	Indonesia	-1.3169	103.0868	PO1000004110
Mitra Unggul Pusaka	Penarikan	Indonesia	0.1934	101.7951	PO1000008155
Mitra Unggul Pusaka	Segati	Indonesia	0.1414	101.6467	PO1000004157
Mitra Utama Bintang	Mitra Utama Bintang	Indonesia	1.2903	109.3860	NA
Mitrasari Prima	Mitrasari Prima	Indonesia	0.1363	101.7050	PO1000007464
Mjm (Palm Oil Mill) Sdn Bhd	Mjm	Malaysia	3.9609	113.7915	PO1000003850
Mon Jambee	Mon Jambee	Indonesia	3.9311	96.6613	NA
Mong Reththy Investment Cambodia Oil Palm Co., Ltd	Anlong Kropeu Palm Oil Mill	Cambodia	10.9597	103.9078	PO1000000223
Monsok Palm Oil Mill Sdn Bhd	Monsok	Malaysia	5.6721	117.4110	PO1000008315
Muara Jambi Sawit Lestari	Muara Jambi Sawit Lestari	Indonesia	-1.2561	103.7070	PO1000008221
Muara Sawit Lestari	Muara Sawit Lestari	Indonesia	-2.2787	101.1636	NA
Muaratoyu Subur Lestari	Muaratoyu Subur Lestari	Indonesia	-1.3518	116.3829	PO1000004107
Mukah Kilang Kelapa Sawit Sdn Bhd	Mukah Kilang Kelapa Sawit	Malaysia	2.9061	112.3086	PO1000006304
Mulia Agro Permai	Mulia Agro Permai	Indonesia	-2.4326	112.7532	PO1000008095
Multi Agro Sentosa	Multi Agro Sentosa	Indonesia	0.7708	100.8853	PO1000004418
Multi Guna Lestari Abadi	Multi Guna Lestari Abadi	Indonesia	-0.9596	102.7487	PO1000008226
Multi Makmur Mitra Alam	Multi Makmur Mitra Alam	Indonesia	-2.1508	116.0839	PO1000004092
Multi Palma Sejahtera	Si Kijang	Indonesia	0.4144	101.6668	PO1000004172
Multi Perkasa Sejahtera	Multi Perkasa Sejahtera	Indonesia	0.3566	109.9743	PO1000007660
Multi Prima Entakai	Semuntai	Indonesia	0.0594	110.7497	PO1000004343
Multiagro Sumatera Jaya	Multiagro Sumatera Jaya	Indonesia	1.0789	100.0551	PO1000008398
Muriniwood Indah Industry	Murini Wood Indah Industri	Indonesia	1.3938	101.3053	PO1000004257
Musim Mas	Batang Kulim	Indonesia	0.9349	100.3520	PO1000000054
Musim Mas	Pangkalan Lesung	Indonesia	-2.3811	112.5397	PO1000000355
Musim Mas Holdings Pte Ltd	Globalindo Alam Perkasa Palm Oil Mill	Indonesia	-2.6680	112.7722	PO1000010713
Musimmas	Lestari Abadi Perkasa	Indonesia	-1.7241	110.6734	PO1000012448
Mustika Agro Sari	Mustika Agro Sari	Indonesia	-0.1133	101.2933	PO1000008400
Mustika Agung Sarana Sejahtera	Mustika Agung Sarana Sejahtera	Indonesia	1.7500	100.9333	PO1000007661
Mustika Agung Sawit Gemilang	Mustika Agung Sawit Gemilang	Indonesia	-0.5253	101.9934	PO1000011182
Mustika Agung Sawit Sejahtera	Mustika Agung Sawit Sejahtera	Indonesia	1.2242	101.2424	PO1000004255
Mutiara Agam	Mutiara Agam	Indonesia	-0.3203	99.8773	PO1000004373

Parent Company Name	Mill Name	Country	Latitude	Longitude	UML
Mutiara Bunda Jaya	Permata Bunda	Indonesia	-3.9420	105.1098	PO1000004548
Mutiara Sawit Lestari	Mutiara Sawit Lestari	Indonesia	4.8285	97.8399	PO1000009355
Mutiara Sawit Semesta	Mutiara Sawit Semesta	Indonesia	-1.6079	102.8632	PO1000008605
Mutiara Unggul Lestari	Mutiara Unggul Lestari	Indonesia	0.8558	101.3026	PO1000004421
Nafasindo	Nafasindo	Indonesia	2.4359	97.9153	PO1000004197
Nagamas Agro Mulia	Nagamas Agro Mulya	Indonesia	1.3011	100.3977	PO1000004449
Nagamas Agro Mulia	Talikumain	Indonesia	1.0780	100.2613	PO1000004435
Nala Palma Cadudasa	Nala Palma Cadudasa	Indonesia	0.2789	116.8444	PO1000008160
Nam Bee Company Sdn Bhd	Nam Bee	Malaysia	2.4967	102.4906	PO1000003846
Naturaceites S.A.	Panacte	Guatemala	15.3074	-89.6172	PO1000005560
Naturaceites S.A.	Pataxte	Guatemala	15.3448	-89.2918	PO1000002872
New Britain Palm Oil	Kapiura	Papua New Guinea	-5.6241	150.6847	PO1000007539
New Britain Palm Oil	Kumbango	Papua New Guinea	-5.5919	150.2128	PO1000007582
New Britain Palm Oil	Mosa	Papua New Guinea	-5.6225	150.2374	PO1000000020
New Britain Palm Oil	Numundo	Papua New Guinea	-5.5238	150.0344	PO1000007478
New Britain Palm Oil	Poliamba	Papua New Guinea	-2.8741	151.2759	PO1000000202
New Britain Palm Oil	Waraston	Papua New Guinea	-5.4857	150.0853	PO1000007522
Niaga Mas Gemilang	Niaga Mas Gemilang	Indonesia	-0.5923	116.8225	PO1000008233
Nikmat Halona Reksa	Seberida	Indonesia	-0.7347	102.5241	PO1000005106
Nirmala Abdi Damai	Sei Akar	Indonesia	-0.7929	102.5963	PO1000004117
Nirmala Agro Lestari	Nirmala Agro Lestari	Indonesia	-2.0332	116.4010	PO1000004932
Nubika Jaya	Nubika Jaya	Indonesia	1.9483	100.1011	PO1000006257
Olam International Ltd	Olam International Ltd	Gabon	-0.0220	10.1977	PO1000002779
Olam Palm Gabon	Dola Mill	Gabon	-1.6521	10.8547	PO1000013228
Olam Palm Gabon Sa	Bilala Palm Oil Mill	Gabon	-1.6522	10.8545	PO1000006576
Oleaginosas Amazonicas S.A (Olamsa)	Oleaginosas Amazonicas S.A (Olamsa) Mill 2	Peru	-8.6452	-74.9582	PO1000008555
Oleaginosas Padre Abad	Oleaginosas Padre Abad S.A (Olpassa)	Peru	-9.0593	-75.6453	PO1000008557
Oleaginosas San Marcos Ltda	Oleaginosas San Marcos Ltda	Colombia	3.7332	-73.3420	PO1000007667
Olmecca	Olmecca 3	Guatemala	14.6367	-92.1484	PO1000006136
Padasa Enam Utama	Kalianta 1	Indonesia	0.4582	100.8020	PO1000004385
Padasa Enam Utama	Kalianta 2	Indonesia	0.5290	100.7770	PO1000004195
Padasa Enam Utama	Koto Kampar	Indonesia	0.3965	100.6132	PO1000004168
Palm Discovery Sdn Bhd	Palm Discovery / Kulai Mas	Malaysia	1.8024	103.6239	PO1000003879
Palma Abadi	Palma Abadi	Indonesia	-1.3213	103.2653	PO1000004452
Palma Bumi Lestari	Palma Bumi Lestari	Indonesia	0.4769	110.0628	PO1000012849
Palma Gemilang Kencana	Palma Gemilang Kencana	Indonesia	-1.2992	103.4866	PO1000010016
Palma Jaya Sejahtera	Palma Jaya Sejahtera	Indonesia	-1.8746	103.5603	PO1000004498

Parent Company Name	Mill Name	Country	Latitude	Longitude	UML
Palma Mas Sejati	Palma Mas Sejati	Indonesia	-3.7779	102.3690	PO1000004538
Palma Sur S.A.	Palma Sur S.A.	Guatemala	16.4283	-90.3419	PO1000006316
Palmaceite S.A.	Palmaceite S.A.	Colombia	10.6189	-74.1689	PO1000004029
Palmar De Altamira S.A.S.	Palmar De Altamira S.A.S.	Colombia	4.7505	-71.6825	PO1000004007
Palmaris Raya	Palmaris Raya	Indonesia	0.4446	99.2605	PO1000012622
Palmas Del Cesar S.A.	Palmas Del Cesar	Colombia	7.8860	-73.4667	PO1000004752
Palmeras De La Costa S.A.	Palmeras De La Costa	Colombia	10.1013	-74.0101	PO1000003031
Palmeras De Puerto Wilches S.A.	Palmeras De Puerto Wilches S.A.	Colombia	7.3391	-73.8374	PO1000004014
Palmeras Santana Ltda	Palmeras Santana Ltda	Colombia	4.5641	-72.9076	PO1000004003
Palmgroup Palm Oil Mill Sdn Bhd	Palm Group	Malaysia	2.8239	112.6345	PO1000003801
Palmicultores Del Norte S.A.S.	Palmicultores Del Norte (Palnorte) S.A.S.	Colombia	8.5351	-72.6359	PO1000007531
Paluta Inti Sawit	Paluta Inti Sawit	Indonesia	1.5540	99.8357	PO1000007540
Pamol Estates (Sabah) Sdn Bhd	Pamol Sabah	Malaysia	6.0024	117.3984	PO1000000052
Panca Mitra Katingan	Panca Mitra Katingan	Indonesia	-1.6983	113.1391	NA
Pancasurya Agrindo	Tambusai	Indonesia	1.1572	100.5083	PO1000006268
Pandewan Palm Oil Mill Sdn Bhd	Pandewan	Malaysia	4.9037	116.4756	PO1000010070
Pangkalan Baru Indah	Pangkalan Baru Indah	Indonesia	0.4236	101.5892	PO1000004383
Pangkalan Indonesia	Pangkalan	Indonesia	2.1031	99.9477	PO1000000283
Pantai Remis Palm Oil Mill Sdn Bhd	Pantai Remis	Malaysia	4.3672	100.6962	PO1000003857
Paramitra Internusa Pratama	Belian	Indonesia	0.4870	111.8454	PO1000003782
Parasawita	Parasawita	Indonesia	4.3550	98.1524	PO1000010064
Paripurna Swakarsa	Pondok Labu	Indonesia	-2.4814	116.5125	PO1000000327
Parit Sembada	Parit Sembada	Indonesia	-2.7396	108.0018	PO1000005100
Parna Agromas	Parna Agromas	Indonesia	0.2131	111.0786	PO1000004361
Pasaman Marama Sejahtera	Pasaman Marama Sejahtera	Indonesia	-2.3309	100.9953	PO1000004378
Pasangkayu	Pasangkayu	Indonesia	0.9123	116.7343	PO1000004113
Payung Mitrajaya Mandiri	Payung Mitrajaya Mandiri	Indonesia	-1.9194	105.7095	NA
Pembangunan Ladang Hassan Sdn Bhd	Ladang Hassan	Malaysia	5.7844	117.7001	PO1000003858
Peputra Masterindo	Peputra Masterindo	Indonesia	0.5898	100.9914	PO1000004400
Peputra Supra Jaya	Peputra Supra Jaya	Indonesia	0.1583	101.7816	PO1000008421
Perak Agro Mills Sdn Bhd	Kampung Gajah	Malaysia	4.2428	100.9689	PO1000003859
Perak Motor Company Sdn Bhd	Perak Motor	Malaysia	3.9650	101.1784	PO1000003860
Perawang Agro Sejahtera	Perawang Agro Sejahtera	Indonesia	0.5972	101.6211	NA
Perdana Intisawit Perkasa	Perdana Inti Sawit Perkasa 1	Indonesia	1.1402	100.4944	PO1000004253
Perdana Intisawit Perkasa	Perdana Inti Sawit Perkasa 2	Indonesia	1.1673	100.7048	PO1000007630
Perkasa Subur Sakti	Blang Simpo	Indonesia	4.7079	97.8384	PO1000000706
Perkebunan Hasil Musi Lestari	Perkebunan Hasil Musi Lestari	Indonesia	-3.2542	103.2380	PO1000008135
Perkebunan Kaltim Utama I	Perkebunan Kaltim Utama I	Indonesia	-0.7285	117.1855	PO1000007622
Perkebunan Lembah Bhakti	Perkebunan Lembah Bhakti 1	Indonesia	-1.3321	119.4282	PO1000004167

Parent Company Name	Mill Name	Country	Latitude	Longitude	UML
Perkebunan Lembah Bhakti	Perkebunan Lembah Bhakti 2	Indonesia	-1.6938	119.3617	PO1000008422
Perkebunan Nusantara I	Cot Girek	Indonesia	4.9285	97.3707	PO1000004311
Perkebunan Nusantara I	Pulau Tiga	Indonesia	4.1834	97.9368	PO1000004567
Perkebunan Nusantara I	Tanjung Seumantoh	Indonesia	4.3669	98.0883	PO1000004573
Perkebunan Nusantara II	Kwala Sawit	Indonesia	3.6919	98.1531	PO1000007585
Perkebunan Nusantara II	Pagar Merbau	Indonesia	3.5261	98.8984	PO1000004944
Perkebunan Nusantara II	Sawit Hulu	Indonesia	3.8431	98.2330	PO1000004545
Perkebunan Nusantara II	Sawit Seberang	Indonesia	3.7996	98.2771	PO1000004540
Perkebunan Nusantara III	Aek Nabara Selatan	Indonesia	2.0581	99.9553	PO1000001564
Perkebunan Nusantara III	Aek Raso	Indonesia	1.7039	100.1722	PO1000001566
Perkebunan Nusantara III	Aek Torop	Indonesia	1.7928	100.1558	PO1000001565
Perkebunan Nusantara III	Hapesong	Indonesia	1.4520	99.0685	PO1000006264
Perkebunan Nusantara III	Rambutan	Indonesia	3.3510	99.1697	PO1000004342
Perkebunan Nusantara III	Sei Baruhur	Indonesia	1.6885	100.2858	PO1000001784
Perkebunan Nusantara III	Sei Daun	Indonesia	1.6759	100.3233	PO1000004477
Perkebunan Nusantara III	Sei Mangkei	Indonesia	3.1308	99.3439	PO1000000879
Perkebunan Nusantara III	Sei Meranti	Indonesia	1.6433	100.4176	PO1000004927
Perkebunan Nusantara III	Sei Silau	Indonesia	2.9021	99.5094	PO1000004948
Perkebunan Nusantara III	Sisumut	Indonesia	1.9640	100.1082	PO1000003112
Perkebunan Nusantara III	Torgamba	Indonesia	1.7092	100.2891	PO1000004929
Perkebunan Nusantara IV	Adolina	Indonesia	3.5685	98.9481	PO1000004497
Perkebunan Nusantara IV	Air Batu	Indonesia	2.8597	99.6383	PO1000004280
Perkebunan Nusantara IV	Ajamu-I	Indonesia	2.4572	100.1607	PO1000004202
Perkebunan Nusantara IV	Bah Jambi	Indonesia	2.9863	99.2202	PO1000004181
Perkebunan Nusantara IV	Berangir	Indonesia	2.2247	99.7603	PO1000004134
Perkebunan Nusantara IV	Dolok Ilir	Indonesia	3.1204	99.1591	PO1000002539
Perkebunan Nusantara IV	Dolok Sinumbah	Indonesia	3.1129	99.3273	PO1000005868
Perkebunan Nusantara IV	Gunung Bayu	Indonesia	3.1441	99.3735	PO1000003210
Perkebunan Nusantara IV	Mayang	Indonesia	3.0332	99.3334	PO1000004281
Perkebunan Nusantara IV	Pabatu	Indonesia	3.2861	99.1092	PO1000002520
Perkebunan Nusantara IV	Pasir Mandoge	Indonesia	2.7680	99.3170	PO1000004277
Perkebunan Nusantara IV	Pulau Raja	Indonesia	2.7019	99.6240	PO1000002335
Perkebunan Nusantara IV	Sosa	Indonesia	1.0489	100.0123	PO1000004428
Perkebunan Nusantara IV	Sungai Langkat	Indonesia	3.7003	98.2920	PO1000004524
Perkebunan Nusantara IV	Timur	Indonesia	0.3672	99.3076	PO1000004331
Perkebunan Nusantara IV	Tinjowan	Indonesia	3.0800	99.5127	PO1000004208
Perkebunan Nusantara V	Lubuk Dalam	Indonesia	0.6299	101.7796	PO1000004219
Perkebunan Nusantara V	Sei Buatan	Indonesia	0.6539	101.8648	PO1000004225
Perkebunan Nusantara V	Sei Garo	Indonesia	0.6440	101.1097	PO1000007605
Perkebunan Nusantara V	Sei Intan	Indonesia	0.7838	100.6116	PO1000006147
Perkebunan Nusantara V	Sei Rokan	Indonesia	0.7257	100.5790	PO1000005128
Perkebunan Nusantara V	Sei Tapung	Indonesia	0.5990	100.6190	PO1000008074

Parent Company Name	Mill Name	Country	Latitude	Longitude	UML
Perkebunan Nusantara V	Sungai Galuh	Indonesia	0.5469	101.2291	PO1000007604
Perkebunan Nusantara V	Sungai Pagar	Indonesia	0.3261	101.3525	PO1000006159
Perkebunan Nusantara V	Tanah Putih	Indonesia	1.7400	100.5100	PO1000004268
Perkebunan Nusantara V	Tandun	Indonesia	0.5992	100.6928	PO1000004402
Perkebunan Nusantara V	Tanjung Medang	Indonesia	1.5846	100.5890	PO1000008529
Perkebunan Nusantara V	Terantam	Indonesia	0.5788	100.7508	PO1000004206
Perkebunan Nusantara VI	Aur Gading	Indonesia	-1.8627	103.0207	PO1000007619
Perkebunan Nusantara VI	Bunut	Indonesia	-1.9109	103.4034	PO1000008199
Perkebunan Nusantara VI	Ophir	Indonesia	0.0141	99.8370	PO1000004863
Perkebunan Nusantara VI	Pinang Tinggi	Indonesia	-1.9626	103.4007	PO1000007559
Perkebunan Nusantara VI	Rimbu Dua	Indonesia	-1.3777	102.1677	PO1000005442
Perkebunan Nusantara VI	Solok Selatan	Indonesia	-1.3927	101.4786	PO1000004855
Perkebunan Nusantara VII	Sungai Lengi	Indonesia	-3.5485	103.8442	PO1000006240
Perkebunan Nusantara VII	Unit Talang Sawit	Indonesia	-2.9688	104.1218	PO1000006237
Perkebunan Nusantara XIII	Ngabang	Indonesia	0.3437	109.9387	PO1000008210
Perkebunan Nusantara XIII	Pelaihari	Indonesia	-3.7255	114.7863	PO1000004066
Perkebunan Nusantara XIV	Luwu	Indonesia	-2.6156	120.6545	PO1000009557
Perkebunan Pelalu Raya	Perkebunan Pelalu Raya	Indonesia	-0.1004	100.0490	PO1000004349
Perkebunan Pertanian Pati Sari	Pati Sari	Indonesia	4.0885	97.9609	PO1000004302
Permata Citra Rangau	Permata Citra Rangau	Indonesia	1.2504	101.2504	PO1000008282
Permata Hijau Group	Pelita Agung Agrindustri	Indonesia	1.4275	101.1877	PO1000011184
Permata Hijau Sarana	Seraras	Indonesia	0.0447	111.0251	PO1000007587
Permata Nusa Sejati	PT Permata Nusa Sejati	Indonesia	-0.2978	111.6400	PO1000010945
Permata Nusa Sejati	Permata Nusa Sejati	Indonesia	4.1738	117.4443	PO1000010069
Permata Subur Lestari	Permata Subur Lestari	Indonesia	0.0279	111.4334	PO1000008608
Persada Agro Sawita	Persada Agro Sawita	Indonesia	-0.4113	102.3595	PO1000006176
Persada Alam Jaya	Persada Alam Jaya	Indonesia	-1.0439	102.8872	PO1000008618
Persada Harapan Kahuripan	Rengas	Indonesia	-1.5953	102.7200	PO1000008397
Persada Karya Sawit	Persada Karya Sawit	Indonesia	-0.3201	116.6832	NA
Persada Nusa Nabati Indonesia	Persada Nusa Nabati Indonesia	Indonesia	0.6486	101.4851	PO1000006153
Pertubuhan Peladang Negeri Johor (PPNJ)	Ppnj Bukit Bujang	Malaysia	2.7999	102.7584	PO1000003861
Pertubuhan Peladang Negeri Johor (PPNJ)	Ppnj Kahang	Malaysia	2.1714	103.4796	PO1000003862
Pertubuhan Peladang Negeri Perak (PPNP)	Pertubuhan Peladang Negeri Perak (PPNP)	Malaysia	4.4583	100.7704	PO1000009568
Perusahaan Minyak Sawit Bintang Sdn Bhd	Bintang Palm Oil Mill	Malaysia	2.1574	103.1234	PO1000003863
Perusahaan Perkebunan & Dagang Indah Pontjan	Deli Muda	Indonesia	3.5642	99.0161	PO1000004294
Petaling Mandraguna	Maro Sebo	Indonesia	-1.4444	103.6279	PO1000004465
PH Palm Express Sdn Bhd	Fruit Express	Malaysia	1.5974	104.2133	PO1000006261
Pinago Utama	Pinago Utama	Indonesia	-2.7392	103.5685	PO1000004236

Parent Company Name	Mill Name	Country	Latitude	Longitude	UML
Pinehill Plantations (Malaysia) Sdn Bhd	Pinehill	Malaysia	3.9699	101.0966	PO1000003864
Pitas Palm Oil Mill Sdn Bhd	Pitas	Malaysia	6.6752	116.9601	PO1000003854
Pola Kahuripan Inti Sawit	Kintap	Indonesia	-3.8104	115.1729	PO1000006244
Poliplant Sejahtera	Siriham	Indonesia	-2.2838	110.8683	PO1000004158
Pontian United Plantations Berhad	Pontian Fico	Malaysia	5.4238	118.1454	PO1000003196
Pratama Palm Abadi	Pratama Palm Abadi	Indonesia	-2.7641	103.2556	PO1000012623
Prima Mas Lestari	Prima Mas Lestari	Indonesia	-1.7071	102.1607	PO1000010052
Prima Mitrajaya Mandiri	Benua Puhun	Indonesia	-0.2977	116.7637	PO1000001488
Prima Palm Latex Industri	Prima Palm Latex Industri	Indonesia	2.7831	99.2540	PO1000004125
Prima Sauhur Lestari	Prima Sauhur Lestari	Indonesia	3.0830	99.3018	PO1000004213
Primabahagia Permai	Prima	Indonesia	2.6722	117.7458	PO1000012842
Primanusa Global Lestari	Primanusa Global Lestari	Indonesia	-1.9897	119.3202	PO1000010010
Produk Sawitindo Jambi	Pelabuhan Dagang	Indonesia	-1.1392	103.0737	PO1000004439
Prosper Group	Merchong Palm Oil Mill	Malaysia	2.8036	103.3062	PO1000011183
Prosper Palm Oil Mill Sdn Bhd	Prosper	Malaysia	2.8908	102.5220	PO1000003872
PSS Oil Mill Sdn Bhd	PSS	Malaysia	3.3968	113.2877	PO1000003875
PT Hanusentra Agro Lestari	PT Hanusentra Agro Lestari	Indonesia	1.1777	117.9022	PO1000011306
PT Sinergi Perkebunan Nusantara	Sinergi Perkebunan Nusantara	Indonesia	-1.9887	121.0123	PO1000011319
Pucuk Jaya	Pucuk Jaya	Indonesia	-2.2330	116.0489	PO1000004934
Pujaan Makmur Oil Mill Sdn Bhd	Pujaan Makmur	Malaysia	3.1818	102.4589	PO1000006211
Pujud Karya Sawit	Pujud Karya Sawit	Indonesia	1.3762	100.5289	PO1000004456
Putera Keritang Sawit	Putera Keritang Sawit	Indonesia	-0.8713	102.6613	PO1000008395
Putra Bongan Jaya	Putra Bongan Jaya	Indonesia	-0.6643	116.3313	NA
QL Plantation Sdn Bhd	QL Mill 1	Malaysia	4.4765	118.1981	PO1000003876
QL Plantation Sdn Bhd	QL Mill 2	Malaysia	4.8289	118.1041	PO1000007570
Raja Marga	Raja Marga	Indonesia	3.9855	96.6271	PO1000007572
Rakyat Ketengah Perwira Sdn Bhd	Rakyat Ketengah Perwira	Malaysia	4.1192	103.2035	PO1000003878
Ramajaya Pramukti	Ramarama	Indonesia	0.5335	101.0764	PO1000001062
Ramu Agri Industries	Gusap	Papua New Guinea	-6.0732	145.9846	PO1000000102
Rana Wastu Kencana	Rana Westu Kencana	Indonesia	1.1459	109.3183	PO1000004254
Rantau Gedang	Rantau Gedang	Indonesia	-1.5322	102.9061	PO1000010883
Raub Mining & Development Company Sdn Bhd	Raub	Malaysia	3.8433	101.8555	PO1000007577
Rea Kaltim	Cakra	Indonesia	0.2653	116.2664	PO1000000512
Reforestadora De Palma Del Peten S.A. (Repsa)	Repsa I	Guatemala	16.1187	-90.0718	PO1000003998
Reforestadora De Palma Del Peten S.A. (Repsa)	Repsa II	Guatemala	16.1397	-90.1658	PO1000004002
Regional Harvest Sdn Bhd	Dumpas	Malaysia	4.5349	117.7051	PO1000003880
Reka Halus Sdn Bhd	Reka Halus	Malaysia	5.7667	117.4637	PO1000000139
Retus Plantation Sdn Bhd	Retus	Malaysia	2.4656	111.9313	PO1000003943

Parent Company Name	Mill Name	Country	Latitude	Longitude	UML
Rezeki Kencana	Rezeki Kencana	Indonesia	-0.2664	109.2521	PO1000004368
Riau Anugerah Sentosa	Riau Anugerah Sentosa	Indonesia	1.0829	100.8176	NA
Riau Kampar Sahabat Sejati	Sukaramai	Indonesia	0.6589	100.8967	PO1000006152
Riau Sawit Indah	Yuni Bersaudara Sejahtera	Indonesia	-0.0260	101.1908	PO1000012852
Rigunas Agri Utama	Bungo Tebo	Indonesia	-1.3465	102.4563	PO1000002913
Rigunas Agri Utama	Peranap	Indonesia	-0.5847	102.0194	PO1000002063
Rigunas Agri Utama	Agro Sejahtera	Indonesia	-0.5162	102.0167	PO1000011991
Rimba Mujur Mahkota	Sikarakara	Indonesia	0.6721	99.0920	PO1000001960
Rimbo Panjang Sumber Makmur	Rimbo Panjang Sumber Makmur	Indonesia	-0.0271	100.0030	PO1000007589
Rinwood Pelita (Mukah) Plantation Sdn Bhd	Rinwood Pelita	Malaysia	2.8737	112.2445	PO1000004799
Risda Estates Sdn Bhd	Risda Durian Mas	Malaysia	4.5951	103.2028	PO1000006353
Risda Estates Sdn Bhd	Risda Sg Ambat	Malaysia	2.1947	103.8780	PO1000003749
Risda Estates Sdn Bhd	Risda Ulu Keratong	Malaysia	2.7375	102.9106	PO1000003750
Risman Scham Palm Indonesia	Risman Scham Palm Indonesia	Indonesia	-0.9593	102.7785	PO1000008225
Rohul Sawit Industri	Sukadamai	Indonesia	0.6833	100.5292	PO1000004410
Rompin Palm Oil Mill Sdn Bhd	Rompin	Malaysia	3.0772	103.1747	PO1000003873
Rudy Agung Agra Laksana	Raal	Indonesia	-1.2762	103.2487	PO1000004112
Runding Putra Persada	Runding Putra Persada	Indonesia	2.4627	97.9396	PO1000007625
S.P.O Agro-Industries Co, Ltd	S.P.O Agro-Industries Co, Ltd	Thailand	9.9055	99.0831	PO1000009425
Sabah Softwoods Bhd	Kapilit	Malaysia	4.5049	117.5287	PO1000007657
Sabahmas Plantation Sdn Bhd	Ribubonus	Malaysia	5.6869	117.0923	PO1000000169
Sabahmas Plantation Sdn Bhd	Sabahmas	Malaysia	5.1792	118.4052	PO1000000066
Saban Sawit Subur	Sempidan	Indonesia	-0.0342	110.0665	PO1000007672
Sachiew Plantations Sdn Bhd	Sachiew	Malaysia	3.7646	113.7027	PO1000003884
Saengsiri Agro-Industries Co. Ltd	Saengsiri Agro-Industries Co. Ltd	Thailand	9.0844	99.4285	PO1000004015
Sago Nauli	Sago Nauli Sinunukan	Indonesia	0.4695	99.2227	PO1000004387
Sahabat Mewah & Makmur	Jangkang	Indonesia	-2.9969	107.8767	PO1000000531
Sajang Heulang	Mustika	Indonesia	-3.4886	115.7386	PO1000000829
Salcra	Lubok Antu 2	Malaysia	1.3302	111.4510	PO1000011173
Samudera Sawit Nabati	Samudera Sawit Nabati	Indonesia	2.7667	97.9367	PO1000004242
Sandika Natapalma	Lembiru	Indonesia	-2.1700	110.6678	PO1000001867
Sang Guan Oil Mill Sdn Bhd	Sang Guan	Malaysia	4.5594	118.1837	PO1000004834
Sankina Oil Mills Sdn Bhd	Takon	Malaysia	5.0644	118.8122	PO1000003803
Sanling Sawit Sejahtera	Sanling Sawit Sejahtera	Indonesia	-0.3791	102.1637	PO1000012845
Santa Rosa S.A.	Santa Rosa I	Guatemala	14.2186	-91.3985	PO1000006138
Sapi Plantation Sdn Bhd	Sapi	Malaysia	5.7335	117.3874	PO1000000137
Sapi Plantation Sdn Bhd	Terusan	Malaysia	5.8315	117.3405	PO1000000130
Sapta Sentosa Jaya Abadi	Sapta Sentosa Jaya Abadi	Indonesia	-2.3857	101.1627	PO1000004188
Sapuga S.A.	Sapuga S.A.	Colombia	4.1480	-72.0372	PO1000003996
Sarana Esa Cita	Sarana Esa Cita	Indonesia	0.1616	103.2896	PO1000007673

Parent Company Name	Mill Name	Country	Latitude	Longitude	UML
Sarana Prima Multi Niaga	Sarana Prima Multi Niaga	Indonesia	-1.9907	112.9231	PO1000003976
Saratok Palm Oil Mill Sdn Bhd	Saratok	Malaysia	1.7125	111.4300	PO1000004833
Sarawak Oil Palms Berhad	Galasah	Malaysia	3.6110	113.6614	PO1000003889
Sarawak Oil Palms Berhad	Lambir	Malaysia	4.1292	113.9851	PO1000010068
Sarawak Oil Palms Berhad	Sabaju	Malaysia	3.1975	113.5098	PO1000006347
Sarawak Oil Palms Berhad	Sepakau	Malaysia	2.9684	113.8659	PO1000008201
Sarawak Oil Palms Berhad	Sepakau Pom	Malaysia	2.7881	114.4472	PO1000008409
Sarawak Oil Palms Berhad	Tinbarap	Malaysia	4.0219	114.2876	PO1000006180
Sarawak Oil Palms Berhad	Balingian	Malaysia	2.9811	112.4788	PO1000011214
Sarawak Oil Palms Berhad	Metanik	Malaysia	2.7891	114.4464	NA
Sarawak Plantation Agriculture Development (Spad) Sdn Bhd	Mukah Mill	Malaysia	2.6508	112.3301	PO1000003897
Sarawak Plantation Agriculture Development (Spad) Sdn Bhd	Niah	Malaysia	3.8742	113.8614	PO1000003898
Saremas Sdn Bhd	Saremas 1	Malaysia	3.5249	113.7444	PO1000000091
Saremas Sdn Bhd	Saremas 2	Malaysia	3.4505	113.7656	PO1000000093
Sari Aditya Loka	Sari Aditya Loka 1	Indonesia	-1.9595	120.8300	PO1000004505
Sari Aditya Loka	Sari Aditya Loka 2	Indonesia	-2.2550	111.9760	PO1000008403
Sari Buah Sawit	Sari Buah Sawit	Indonesia	-0.0496	99.8831	PO1000007594
Sari Lembah Subur	Sari Lembah Subur 1	Indonesia	-2.1380	115.4885	PO1000004935
Sari Lembah Subur	Sari Lembah Subur 2	Indonesia	-2.3800	111.7900	PO1000007596
Sasana Yudha Bakti	Satria	Indonesia	0.4230	116.1497	PO1000009016
Sasmita Bumi Wijaya	Sasmita Bumi Wijaya	Indonesia	0.3031	110.3012	PO1000008566
Satu Sembilan Delapan	Satu Sembilan Delapan	Indonesia	2.1426	117.2984	PO1000007603
Satya Kisma Usaha	Sungai Bengkal	Indonesia	-1.5906	102.6100	PO1000001722
Saudara Sejati Luhur	Gunung Melayu I	Indonesia	2.7917	99.5983	PO1000002609
Sawit Anugerah Sejahtera	Sawit Anugerah Sejahtera	Indonesia	1.1517	101.2767	PO1000004441
Sawit Asahan Indah	Sawit Asahan Indah	Indonesia	-1.6513	102.3082	PO1000004417
Sawit Inti Prima Perkasa	Sawit Inti Prima Perkasa	Indonesia	1.2548	101.1536	PO1000009567
Sawit Inti Raya	Sawit Inti Raya	Indonesia	-0.4558	102.1690	PO1000012844
Sawit Jaya Makmur Sentosa	Sawit Jaya Makmur Sentosa	Indonesia	4.0171	98.2124	PO1000004558
Sawit Jaya Mandiri Lestari	Sawit Jaya Mandiri Lestari	Indonesia	-0.4428	102.2564	PO1000011911
Sawit Jujuhan Abadi	Sawit Jujuhan Abadi	Indonesia	-1.2421	101.7461	PO1000007600
Sawit Kaltim Lestari	Sawit Kaltim Lestari	Indonesia	-0.0660	116.8307	PO1000008128
Sawit Kinabalu Sdn Bhd	Apas Balung	Malaysia	4.3718	118.1015	PO1000003726
Sawit Kinabalu Sdn Bhd	Borneo Samudera Sdn Bhd (Kunak Mill)	Malaysia	4.7573	118.1384	PO1000003727
Sawit Kinabalu Sdn Bhd	Langkon	Malaysia	6.5717	116.7083	PO1000003728
Sawit Kinabalu Sdn Bhd	Lumadan	Malaysia	5.2560	115.6563	PO1000003729
Sawit Kinabalu Sdn Bhd	Sandau	Malaysia	5.2043	118.1341	PO1000003732
Sawit Kinabalu Sdn Bhd	Sebrang	Malaysia	4.9897	118.5551	PO1000003733
Sawit Kinabalu Sdn Bhd	Sepagaya	Malaysia	5.6339	118.1250	PO1000003795
Sawit Kinabalu Sdn Bhd	Serudung	Malaysia	4.3577	117.3591	PO1000003731

Parent Company Name	Mill Name	Country	Latitude	Longitude	UML
Sawit Mas Nusantara	Sawit Mas Nusantara	Indonesia	0.1602	101.7207	PO1000008141
Sawit Mas Sejahtera	Pangkalan Panji	Indonesia	-2.9485	104.4665	PO1000001612
Sawit Mas Sejahtera	Sungai Kikim	Indonesia	-3.6330	103.2191	PO1000004068
Sawit Mulia	Sawit Mulia	Indonesia	-3.6345	102.2122	PO1000004067
Sawit Nagan Raya Makmur	Sawit Nagan Raya Makmur	Indonesia	4.0489	96.4743	PO1000004560
Sawit Riau Makmur	Teluk Mega	Indonesia	1.5337	100.9929	PO1000004263
Sawit Rupert Sejahtera	Sawit Rupert Sejahtera	Indonesia	1.9357	101.2058	PO1000011912
Sawita Karya Manunggal	Sawita	Indonesia	-2.5466	116.1407	PO1000007602
Sawita Pasaman Jaya	Sawita Pasaman Jaya	Indonesia	0.3246	99.4522	PO1000008206
Sawita Unggul Jaya	Sawitta Unggul Jaya	Indonesia	2.3335	100.0995	PO1000004173
Seatex Development Sdn Bhd	Hass Pom	Malaysia	3.5389	113.8998	PO1000008241
Sebanga Multi Sawit	Sebanga Multi Sawit	Indonesia	1.2560	101.2887	PO1000007595
Sekarbumi Alamlestari	Tapung Kanan	Indonesia	0.7572	101.2197	PO1000000638
Selago Makmur Plantation	Selago Makmur Plantation	Indonesia	-2.1842	100.9173	PO1000004447
Selapan Jaya	Selapan Jaya	Indonesia	-3.7076	105.0971	PO1000005580
Selaras Mitra Sarimba	Giri Purno	Indonesia	-1.4104	102.2658	PO1000011992
Selatan Agung Sejahtera	Selatan Agung Sejahtera	Indonesia	-3.1690	103.1058	PO1000010042
Sempurna Sejahtera	Bambangan	Indonesia	4.1621	117.7014	PO1000010252
Semunai Sawit Perkasa	Semunai Sawit Perkasa	Indonesia	1.1636	101.2783	PO1000008278
Sentosa Agri Prima	Sentosa Agri Prima	Indonesia	-3.5584	105.2653	NA
Sentosa Bumi Wijaya	Benkayang	Indonesia	1.0442	109.5795	PO1000007609
Sentosa Kalimantan Jaya	Sentosa Kalimantan Jaya	Indonesia	2.3402	118.0619	PO1000008656
Sentosa Prima Agro	Bukit Belaban Jaya	Indonesia	-1.7511	110.4915	PO1000009566
Seong Thye Plantations Sdn Bhd	Ladang Padang Kahang	Malaysia	2.3096	103.5292	PO1000003890
Seong Thye Plantations Sdn Bhd	Ladang Rompin	Malaysia	2.9390	103.2438	PO1000004835
Sepanjang Intisurya Mulia	Mulia	Indonesia	-1.3827	110.4796	PO1000004458
Serdang Hulu	Serdang Hulu	Indonesia	3.3495	98.4944	PO1000004332
Seri Bandar	Seri Bandar	Malaysia	2.8427	101.4711	NA
Seri Langat Palm Oil Mill Sdn Bhd	Seri Langat	Malaysia	2.8638	101.5128	PO1000007612
Seri Morib Palm Oil Mill Sdn Bhd	Seri Morib	Malaysia	2.7214	101.4913	PO1000008191
Seri Ulu Langat Palm Oil Mill Sdn Bhd	Seri Ulu Langat	Malaysia	2.8517	101.6501	PO1000008195
Serian Palm Oil Mill Sdn Bhd	Serian	Malaysia	0.9561	110.6226	PO1000003887
Servicios Agrarios De Pucallpa	Servicios Agrarios De Pucallpa	Peru	-8.1838	-74.9256	NA
Setia Agrindo Mandiri	Setia Agrindo Mandiri	Indonesia	-0.4336	102.9660	NA
Setia Kawan Kilang Kelapa Sawit Sdn Bhd	Setia Kawan	Malaysia	5.4413	100.6274	PO1000003891
Seuramoe Agro Persada	Seuramoe Agro Persada	Indonesia	4.9416	97.4092	NA
Sewangi Sejati Luhur	Prima Sauhur Lestari Pom	Indonesia	0.7144	100.9284	PO1000004411
Siang	Kilang Kelapa Sawit Ladang Siang	Malaysia	1.6336	104.2189	PO1000003814
Sianipar Integritas Agrindo	Sianipar Integritas Agrindo	Indonesia	1.5385	100.4341	NA
Sime Darby Plantation Bhd	Binuang (Sou 28)	Malaysia	4.7045	118.0602	PO1000000063

Parent Company Name	Mill Name	Country	Latitude	Longitude	UML
Sime Darby Plantation Bhd	Bukit Benut (Sou 22)	Malaysia	1.9311	103.3474	PO1000000194
Sime Darby Plantation Bhd	Bukit Kerayong (Sou 7)	Malaysia	3.1869	101.3749	PO1000000155
Sime Darby Plantation Bhd	Bukit Puteri (Sou 10)	Malaysia	4.2027	101.8626	PO1000000192
Sime Darby Plantation Bhd	Chaah (Sou 20)	Malaysia	2.1487	102.9740	PO1000000190
Sime Darby Plantation Bhd	Chersonese (Sou 2)	Malaysia	4.9785	100.4619	PO1000000302
Sime Darby Plantation Bhd	Derawan (Sou 33)	Malaysia	3.3902	113.3454	PO1000000306
Sime Darby Plantation Bhd	Diamond Jubilee (Sou 18)	Malaysia	2.3242	102.4828	PO1000000187
Sime Darby Plantation Bhd	East (Sou 8)	Malaysia	2.8833	101.4361	PO1000000097
Sime Darby Plantation Bhd	Elphil (Sou 3)	Malaysia	4.8906	101.0931	PO1000000191
Sime Darby Plantation Bhd	Flemington (Sou 4)	Malaysia	3.9281	100.8572	PO1000000294
Sime Darby Plantation Bhd	Giram (Sou 29)	Malaysia	4.5868	118.1939	PO1000000182
Sime Darby Plantation Bhd	Gunung Mas (Sou 21)	Malaysia	2.2435	103.1379	PO1000000183
Sime Darby Plantation Bhd	Hadapan (Sou 24)	Malaysia	1.7622	103.4487	PO1000000301
Sime Darby Plantation Bhd	Jabor (Sou 12)	Malaysia	3.9608	103.3089	PO1000000156
Sime Darby Plantation Bhd	Kempas (Sou 17)	Malaysia	2.2435	102.4814	PO1000000347
Sime Darby Plantation Bhd	Kerdau (Sou 11)	Malaysia	3.5694	102.2783	PO1000000295
Sime Darby Plantation Bhd	Kok Foh (Sou 16)	Malaysia	2.7847	102.5042	PO1000000296
Sime Darby Plantation Bhd	Labu (Sou 13)	Malaysia	2.7489	101.8045	PO1000000297
Sime Darby Plantation Bhd	Lavang (Sou 31)	Malaysia	3.4283	113.6003	PO1000000304
Sime Darby Plantation Bhd	Melalap (Sou 27)	Malaysia	5.2308	115.9863	PO1000000300
Sime Darby Plantation Bhd	Merotai (Sou 30)	Malaysia	4.3693	117.8329	PO1000000064
Sime Darby Plantation Bhd	Pagoh (Sou 19)	Malaysia	2.0774	102.7185	PO1000001031
Sime Darby Plantation Bhd	Pekaka (Sou 34)	Malaysia	3.4614	113.6542	PO1000000303
Sime Darby Plantation Bhd	Rajawali (Sou 32)	Malaysia	3.3725	113.4006	PO1000000305
Sime Darby Plantation Bhd	Sandakan Bay (Sou 26)	Malaysia	5.6414	118.1669	PO1000000065
Sime Darby Plantation Bhd	Selaba (Sou 5)	Malaysia	3.9890	101.0813	PO1000000195
Sime Darby Plantation Bhd	Sepang (Sou 09A)	Malaysia	2.6785	101.7320	PO1000006321
Sime Darby Plantation Bhd	Seri Intan (Sou 5)	Malaysia	3.9692	100.9856	PO1000000193
Sime Darby Plantation Bhd	Sua Betong (Sou 15)	Malaysia	2.5283	101.8953	PO1000000298
Sime Darby Plantation Bhd	Sungai Dingin (Sou 1)	Malaysia	5.3943	100.7112	PO1000000104
Sime Darby Plantation Bhd	Tanah Merah (Sou 14)	Malaysia	2.6553	101.7928	PO1000000098
Sime Darby Plantation Bhd	Tenamaram (Sou 6)	Malaysia	3.3956	101.4176	PO1000000157
Sime Darby Plantation Bhd	Ulu Remis (Sou 23)	Malaysia	1.8344	103.4625	PO1000000307
Sime Darby Plantation Bhd	West (Sou 9)	Malaysia	2.9050	101.3613	PO1000000103
Sime Darby Plantation Bhd	Yong Peng (Sou 19A)	Malaysia	2.0588	103.1484	PO1000000114
Sime Darby Plantation Bhd	Erap / Markham Farming	Papua New Guinea	-6.5087	146.6422	PO1000010727
Sime Indo Agro	Bukit Ajong	Indonesia	0.2689	110.4828	PO1000000107
Sin Huat Hin	Sin Huat Hin Palm Oil Mill (Kuala Selangor) Sdn Bhd	Malaysia	3.3446	101.2916	PO1000007536
Sinar Agro Raya	Sinar Agro Raya	Indonesia	0.0770	102.0308	PO1000007437
Sinar Bengkulu Selatan	Sinar Bengkulu Selatan	Indonesia	-4.3782	102.8406	PO1000004059
Sinar Citra Cemerlang	Cempaka Sakti	Indonesia	-2.1330	112.9060	PO1000007621

Parent Company Name	Mill Name	Country	Latitude	Longitude	UML
Sinar Dinamika Kapuas	Sinar Dinamika Kapuas	Indonesia	-0.3092	111.5968	PO1000004136
Sinar Gunung Sawit Raya	Sinar Gunung Sawit Raya	Indonesia	2.1149	98.2656	PO1000004523
Sinar Halomoan	Sinar Halomoan	Indonesia	1.0617	99.8344	PO1000007441
Sinar Kencana Inti Perkasa	Kasuari	Indonesia	-2.9731	140.0299	PO1000006977
Sinar Kencana Inti Perkasa	Sungai Kupang	Indonesia	-3.0534	116.0154	PO1000004196
Sinar Kencana Inti Perkasa	Sungai Magalau	Indonesia	-2.8077	116.1863	PO1000004132
Sinar Langkat Perkasa	Sinar Langkat Perkasa	Indonesia	3.6208	98.4015	PO1000004296
Sinar Mas Agro Resources And Technology	Batu Ampar	Indonesia	-3.1981	116.0219	PO1000001151
Sinar Mas Agro Resources And Technology	Batu Kapur	Indonesia	-2.9427	116.0475	PO1000002320
Sinar Mas Agro Resources And Technology	Padang Halaban	Indonesia	2.3192	99.8394	PO1000001079
Sinar Mas Agro Resources And Technology	Tanah Laur	Indonesia	-3.7903	115.2831	PO1000001152
Sinar Pandawa	Sinar Pandawa	Indonesia	2.2263	100.0823	PO1000004271
Sinar Sawit Lestari	Sinar Sawit Lestari	Indonesia	2.4618	99.6530	PO1000004273
Sinar Sawit Subur Lestari	Sinar Sawit Subur Lestari	Indonesia	1.5903	99.8730	PO1000004265
Sinar Utama Nabati	Sinar Utama Nabati	Indonesia	-0.3920	101.4170	PO1000010074
Sindora Berhad	Sindora	Malaysia	1.9854	103.4623	PO1000001264
Sindora Seraya	Sindora Seraya	Indonesia	1.8914	100.9526	PO1000011478
Sinergi Agro Industri	Sinergi Agro Industri	Indonesia	0.9039	118.4249	PO1000008577
Singkil Sejahtera Makmur	Singkil Sejahtera Makmur	Indonesia	2.4623	98.0282	PO1000010059
Sintang Agro Mandiri	Simba	Indonesia	0.1411	111.4850	PO1000008148
Siringo-Ringo	Siringo Ringo	Indonesia	-2.3703	112.6026	PO1000001529
Socfin Indonesia	Aek Loba	Indonesia	2.6514	99.6178	PO1000001252
Socfin Indonesia	Bangun Bandar Mill	Indonesia	3.3317	99.0433	PO1000000451
Socfin Indonesia	Lae Butar	Indonesia	2.3911	97.9567	PO1000001775
Socfin Indonesia	Mata Pao Mill	Indonesia	3.5308	99.0919	PO1000001256
Socfin Indonesia	Seumanyam	Indonesia	3.9653	96.5653	PO1000001777
Socfin Indonesia	Seunagan	Indonesia	4.0600	96.2622	PO1000001774
Socfin Indonesia	Sungai Liput	Indonesia	4.2319	98.0594	PO1000001251
Solid Oil Palm Plantation Sdn Bhd	Solid	Malaysia	3.7369	113.5903	PO1000003893
Solid Orient Holdings Sdn Bhd	Solid Orient	Malaysia	5.5699	100.6993	PO1000003892
Sontang Sawit Permai	Sontang Sawit Permai	Indonesia	1.1256	100.8494	PO1000008277
Southern Keratong Plantations Sdn Bhd	Bukit Berembun	Malaysia	3.0754	102.7662	PO1000003895
Southern Perak Plantations Sdn Bhd	Southern Perak	Malaysia	3.8069	101.0294	PO1000003896
Southern Realty (Malaya) Sdn Bhd	Fermanagh	Malaysia	2.6501	101.6586	PO1000007505
Southern Realty (Malaya) Sdn Bhd	Golconda	Malaysia	3.1394	101.3879	PO1000006213
Southwind Plantation Sdn Bhd	Southwind	Malaysia	3.6381	113.5027	PO1000004840
Sri Andal Lestari	Sri Andal Lestari	Indonesia	-2.7857	104.3625	PO1000010258

Parent Company Name	Mill Name	Country	Latitude	Longitude	UML
Sri Ganda Oil Mill Sdn Bhd	Sri Ganda	Malaysia	3.9131	101.1988	PO1000003877
Sri Ganda Oil Mill Sdn Bhd	Sri Ganda Oil Mill Sdn Bhd	Malaysia	4.1541	101.1465	PO1000008261
Sri Indrapura Sawit Lestari	Sri Indrapura Sawit Lestari	Indonesia	0.4642	101.7365	PO1000008425
Sri Kamusan Sdn Bhd	Sri Kamusan	Malaysia	6.2038	117.2912	PO1000000198
Sri Senggora Kilang Kelapa Sawit Sdn Bhd	Sri Senggora	Malaysia	3.6037	102.9177	PO1000006199
Srirejeki Putra Mandiri	Srirejeki Putra Mandiri	Indonesia	-2.6862	116.2033	PO1000013515
St Palm Oil Mill Sdn Bhd	St Palm Oil Mill	Malaysia	3.8342	101.1745	PO1000003900
Steelindo Wahana Perkasa	Steelindo Wahana Perkasa	Indonesia	-2.7235	108.0627	PO1000002895
Subur Arum Makmur	Subur Arum Makmur I	Indonesia	0.8193	100.8875	PO1000004231
Subur Arum Makmur	Subur Arum Makmur li	Indonesia	0.9784	100.7826	PO1000007052
Suburban Properties Sdn Bhd	Suburban Properties	Malaysia	2.7490	102.9893	PO1000003901
Suburmas Plantations Sdn Bhd	Suburmas	Malaysia	3.5253	113.3575	PO1000003866
Sukajadi Sawit Mekar	Sukajadi Sawit Mekar 1	Indonesia	-0.7708	114.7412	PO1000000106
Sukajadi Sawit Mekar	Sukajadi Sawit Mekar 2	Indonesia	-0.0500	102.0750	PO1000000134
Sukau Palm Oil Mill Sdn Bhd	Sukau	Malaysia	5.5684	118.2057	PO1000003841
Sukses Gemilang Palem	Sukses Gemilang Palem	Indonesia	-2.2676	102.5471	PO1000010006
Sukses Karya Sawit	Sukses Karya Sawit	Indonesia	-2.8010	110.5938	PO1000004867
Sumatera Jaya Agro Lestari	Silaut	Indonesia	-1.3201	101.6486	PO1000004169
Sumatera Makmur Lestari	Sumatera Makmur Lestari	Indonesia	-1.3933	101.5932	PO1000006184
Sumbar Andalas Kencana	Sumbar Andalas Kencana	Indonesia	-0.4393	110.2347	PO1000004426
Sumber Adinusa Lestari	Sumber Adinusa Lestari	Indonesia	-2.2041	111.4795	PO1000008182
Sumber Alam Makmur Sentosa	Muara Dilam	Indonesia	0.9595	100.7238	PO1000004424
Sumber Bunga Sawit Lestari	Babulu	Indonesia	-1.4924	116.4444	PO1000008208
Sumber Guna Nabati	Sumber Guna Nabati	Indonesia	-2.0064	102.4929	PO1000008188
Sumber Hasil Prima	Sintang Mill	Indonesia	-0.2978	112.4373	NA
Sumber Indah Perkasa	Sungai Buaya	Indonesia	-4.1286	105.4388	PO1000001342
Sumber Indah Perkasa	Sungai Merah	Indonesia	-4.2184	105.5888	PO1000001343
Sumber Jaya Indahnusa Coy	Kota Lama	Indonesia	0.8922	100.6990	PO1000004423
Sumber Jaya Indahnusa Coy	Tambusai Mill	Indonesia	1.1346	100.6422	PO1000004251
Sumber Kencana Indo Palma	Sumber Kencana Indo Palma	Indonesia	-0.6827	102.5015	PO1000007448
Sumber Kharisma Persada	Sumber Kharisma Persada	Indonesia	-1.9906	115.5093	PO1000004843
Sumber Sawit Nusantara	Sumber Sawit Nusantara	Indonesia	1.5501	99.9559	PO1000008291
Sumber Tani Agung	Karya Agung Sawita - Ujung Batu	Indonesia	1.3128	100.1678	PO1000010812
Sumber Tani Agung	Sumber Tani Agung	Indonesia	1.7546	99.9835	PO1000004483
Sumber Tani Agung	Madina Agro Lestari (Sikapas)	Indonesia	1.2172	98.8957	PO1000011179
Sun Sawit	Sun Sawit	Indonesia	-3.1683	104.8920	PO1000008137
Sungai Bahar Pasifik Utama	Sungai Bahar Pasifik Utama	Indonesia	-1.5362	103.6306	PO1000004468
Sungai Burung Industries Sdn Bhd	Sungai Burung	Malaysia	4.4043	118.1379	PO1000003918
Sungai Kerang Development Sdn Bhd	Sungai Kerang	Malaysia	4.4035	100.8360	PO1000003902
Sungai Rangit	Sungai Rangit	Indonesia	-2.6290	111.2579	PO1000004226

Parent Company Name	Mill Name	Country	Latitude	Longitude	UML
Sungai Ruku Oil Palm Plantation Sdn Bhd	Sungai Ruku	Malaysia	5.5637	117.9003	PO1000003856
Sungai Sugut	Sungai Sugut	Malaysia	5.8538	117.3223	PO1000010813
Sungei Kahang Palm Oil Sdn Bhd	Sungei Kahang	Malaysia	2.2319	103.5260	PO1000003888
Sunrise Clarity	Sunrise Clarity	Malaysia	5.4230	118.2733	NA
Supra Matra Abadi	Aek Nabara	Indonesia	1.9997	99.9397	PO1000002145
Supra Matra Abadi	Tanah Datar	Indonesia	3.1481	99.5564	PO1000002144
Supra Matra Abadi	Teluk Panjie	Indonesia	2.0028	100.2436	PO1000002146
Surya Agrolika Reksa	Surya Agrolika Reksa	Indonesia	-0.1370	101.3908	PO1000004358
Surya Agrolika Reksa	Surya Agrolika Reksa 2	Indonesia	-0.2056	101.3189	PO1000007629
Surya Bratasena Plantation	Sei Nilo	Indonesia	0.1511	101.9751	PO1000004159
Surya Gemilang Agro Mandiri	Surya Gemilang Agro Mandiri	Indonesia	-1.2712	103.8144	PO1000007469
Surya Intisari Raya	Surya Intisari Raya	Indonesia	0.6296	101.5685	PO1000004216
Surya Sawit Sejahtera	Surya Sawit Sejahtera	Indonesia	-2.5977	120.5673	PO1000011557
Surya Sawit Sejati	Lada	Indonesia	-2.5909	111.7726	PO1000004083
Surya Sumber Sawit Abadi	Surya Sumber Sawit Abadi	Indonesia	-1.4711	102.6210	PO1000010015
Surya Utama Agrolestari	Surya Utama Agrolestari	Indonesia	-1.8051	103.4306	PO1000006212
Surya Utama Nabati	Surya Utama Nabati	Indonesia	-4.1889	105.2206	PO1000004063
Suryabumi Agrolanggeng	Surya Bumi Agrolanggeng	Indonesia	-3.3609	103.8837	PO1000008343
Suryaindah Nusantara Pagi	Surya Indah Nusantara Pagi	Indonesia	0.8843	100.6117	PO1000005203
Suryaraya Lestari	Suryaraya Lestari 2	Indonesia	0.6746	101.7289	PO1000004156
Swadaya Andika	Selabak	Indonesia	-2.5072	116.2064	PO1000000328
Swadaya Indopalma	Swadaya Indopalma	Indonesia	-2.7659	104.6315	PO1000004082
Swadaya Mukti Prakarsa	Swadaya Mukti Prakarsa	Indonesia	-1.0829	110.3835	PO1000004436
Swakarsa Sawit Raya	Swakarsa Sawit Raya	Indonesia	-0.4891	102.4791	PO1000004130
Swakarsa Sinar Sentosa	PKS-1	Indonesia	1.1243	116.8518	PO1000000354
Swarna Nusa Sentosa	Swarna Nusa Sentosa	Indonesia	-2.4825	106.0767	PO1000004084
Swastisiddhi Amagra	Binabaru	Indonesia	0.2090	101.2761	PO1000004360
Swastisiddhi Amagra	Libo Jaya	Indonesia	0.9474	101.0968	PO1000008269
Syarikat Cahaya Muda Perak (Oil Mill) Sdn Bhd	Cahaya Muda Perak	Malaysia	4.1610	101.2829	PO1000003905
Syarikat Kretam Mill Sdn Bhd	Kretam	Malaysia	5.6572	117.8375	PO1000003496
Syarikat Kretam Mill Sdn Bhd	Silimponon	Malaysia	4.3253	117.4774	PO1000007945
Syarikat Ladang Sungai Terah Sdn Bhd	Kilang Sawit Sungai Terah	Malaysia	4.9779	101.9551	PO1000003903
Syarikat Peladang & Perusahaan Minyak Sdn Bhd	Syarikat Peladang & Perusahaan Minyak	Malaysia	3.9797	100.9906	PO1000003906
Syarikat Penanaman Bukit Senorang Sdn Bhd	Bukit Senorang	Malaysia	3.0975	102.4267	PO1000003950
Syarikat Perpaduan Kilang Minyak Sdn Bhd	Syarikat Perpaduan Kilang Minyak Sdn Bhd	Malaysia	3.1517	101.3366	NA
Syarikat Perusahaan Kelapa Sawit Sdn Bhd	Syarikat Perusahaan Kelapa Sawit	Malaysia	2.1670	103.0585	PO1000003721
Syarikat Pukin Ladang Kelapa Sawit Sdn Bhd	Pukin	Malaysia	2.7224	102.9110	PO1000000199

Parent Company Name	Mill Name	Country	Latitude	Longitude	UML
Syarimo Sdn Bhd	Syarimo	Malaysia	5.3340	117.7813	PO1000000540
Synn Palm Oil Sdn Bhd	Synn	Malaysia	4.8314	100.6984	PO1000003907
Taclico Company Sdn Bhd	Taclico	Malaysia	5.5076	100.5996	PO1000003909
Taclico Company Sdn Bhd	Tanjung Panjang	Malaysia	5.6443	118.3331	PO1000003912
Tagar Properties Sdn Bhd	Tagar	Malaysia	3.4359	101.4741	PO1000007472
Talang Jerinjing Sawit	Talang Jerinjing Palm	Indonesia	-0.4632	102.4672	PO1000006181
Tamaco Oil Mill Sdn Bhd	Tamaco 1	Malaysia	5.2440	118.3260	PO1000003910
Tamaco Oil Mill Sdn Bhd	Tamaco 2	Malaysia	5.1541	118.2285	PO1000003911
Tamora Agro Lestari	Tamora Agro Lestari	Indonesia	-0.5305	101.4172	PO1000004395
Tanah Emas Oil Palm Processing Sdn Bhd	Tanah Emas	Malaysia	5.6470	117.2929	PO1000003851
Tanah Makmur Berhad	Sri Jelutung	Malaysia	3.3515	103.1278	PO1000003899
Tandan Sawita Papua	Tulip	Indonesia	-2.8676	140.8804	PO1000011477
Taner R&D Palm Oil Mill Sdn Bhd	Taner R&D	Malaysia	5.2546	116.0085	PO1000008305
Tanjung Buyu Perkasa Plantation	Tanjung Buyu Perkasa Plantation	Indonesia	1.5138	118.2657	PO1000004467
Tapien Nadenggan	Hanau	Indonesia	-2.3609	112.1097	PO1000001154
Tapien Nadenggan	Jak Luay	Indonesia	0.9508	116.9150	PO1000001920
Tapien Nadenggan	Langga Payung Palm Oil Mill	Indonesia	1.6544	99.8869	PO1000001150
Tapien Nadenggan	Semilar	Indonesia	-2.2481	112.3404	PO1000001156
Tasma Puja	Batang Cenaku	Indonesia	-0.8147	102.1900	PO1000007641
Tasma Puja	Sei Kuamang	Indonesia	0.2750	101.2194	PO1000004370
Tayan Bukit Sawit	Tayan Bukit Sawit	Indonesia	0.5435	110.4238	PO1000008230
Tbs Oil Mill Sdn Bhd	Tbs Oil Mill	Malaysia	2.0072	111.3522	PO1000010946
Tdm Plantation Sdn Bhd	Kemaman	Malaysia	4.4030	103.2480	PO1000001053
Tdm Plantation Sdn Bhd	Sungai Tong	Malaysia	5.3081	102.9104	PO1000001113
Teck Guan Group	Taliwas	Malaysia	5.0701	118.2562	PO1000011181
Tee Teh Sdn Bhd	Tee Teh	Malaysia	2.8407	102.8659	PO1000003922
Teguh Jayaprima Abadi	Rahayu	Indonesia	-0.2020	116.7724	PO1000012847
Teguh Karsa Wanalestari	Bunga Raya	Indonesia	0.9277	102.0213	PO1000006144
Teguh Karsa Wanalestari	Kandis	Indonesia	0.9005	101.3797	PO1000008266
Teguh Sempurna	Pemantang	Indonesia	-2.1483	112.2928	PO1000000314
Teguh Wira Pratama	Teguh Wira Pratama	Indonesia	-2.5872	120.9318	NA
Tehnindo	Sugih Riesta Jaya	Indonesia	0.7953	102.5942	NA
Telaga Hikmah	Telaga Hikmah	Indonesia	-3.5995	105.0605	PO1000004518
Telen Prima Sawit	Muara Bengkal	Indonesia	0.5114	116.7811	PO1000004390
Temerloh Mill Sdn Bhd	Temerloh	Malaysia	4.6480	100.6950	PO1000003853
Tetangga Akrab Sdn Bhd	Tetangga Akrab 1	Malaysia	1.0225	110.6917	PO1000004795
Tetangga Akrab Sdn Bhd	Tetangga Akrab 2	Malaysia	3.9608	113.8961	PO1000010019
Teupin Lada	Teupin Lada	Indonesia	5.0511	97.5697	PO1000009561
Th Indo Plantations	Agathis	Indonesia	0.1032	103.0344	PO1000010255
Th Indo Plantations	Jati	Indonesia	0.1060	103.1704	PO1000010254
Th Indo Plantations	Nyatoh	Indonesia	0.1316	103.1542	PO1000004356

Parent Company Name	Mill Name	Country	Latitude	Longitude	UML
Th Indo Plantations	Pulai	Indonesia	0.2197	103.1656	PO1000004363
Th Indo Plantations	Ramin	Indonesia	0.2454	102.9783	PO1000010048
Th Indo Plantations	Tembusu	Indonesia	0.1969	103.0098	PO1000010253
Thaitallow And Oil Co.Ltd	Thaitallow And Oil Co.Ltd (Site 1)	Thailand	8.5336	99.1043	PO1000002415
Tian Siang Oill Mill (Air Kuning) Sdn Bhd	Tian Siang Air Kuning	Malaysia	4.1614	101.1648	PO1000002543
Tian Siang Oill Mill (Pahang) Sdn Bhd	Pahang	Malaysia	3.8035	101.8421	PO1000008248
Tian Siang Oill Mill (Pahang) Sdn Bhd	Tian Siang Pahang	Malaysia	3.9865	101.7925	PO1000006189
Tian Siang Oill Mill (Perak) Sdn Bhd	Tian Siang Perak	Malaysia	4.5930	100.7323	PO1000003931
Tian Siang Oill Mill Sdn Bhd	Tian Siang Oill Mill	Malaysia	5.4014	117.8847	PO1000002070
Tian Tujuh puluh Utama	Balai Jaya	Indonesia	1.6840	100.5336	PO1000011180
Tidar Kerinci Agung	Tidar Kerinci Agung	Indonesia	-1.5209	101.5534	PO1000004104
Timor Oil Palm Plantation Berhad	Timor / Ladang Maran	Malaysia	3.6344	102.7660	PO1000008433
Timurjaya Indomakmur	Korola	Indonesia	-2.0844	121.0231	PO1000008185
Tintin Boyok Sawit Makmur	Tintin Boyok Sawit Makmur	Indonesia	-0.1115	110.7336	PO1000004844
Tolan Tiga Indonesia	Perlabian	Indonesia	2.0614	100.0812	PO1000000099
Topaz Emas Sdn Bhd	Topaz Emas	Malaysia	4.5534	100.7256	PO1000003933
Toscano Indah Pratama	Toscano Indah Pratama	Indonesia	-1.0868	119.4729	PO1000008569
Toupos Palm Oil Mill Sdn Bhd	Toupos	Malaysia	5.6604	116.8800	PO1000008314
Tri Bahtera Srikandi	Patiluban Mudik	Indonesia	0.5675	99.2033	PO1000008234
Tri Bahtera Srikandi	Sago Nauli	Indonesia	0.4665	99.3703	PO1000004386
Tri Bakti Sarimas	Bukit Payung	Indonesia	-0.7282	101.6399	PO1000004119
Trimitra Lestari	Trimitra Lestari	Indonesia	-1.0687	103.1651	PO1000004432
Trinity Palmas Plantation	Trinity Palmas Plantation	Indonesia	-2.0579	119.3449	PO1000007519
Tsh Plantation Management Sdn Bhd	Lahad Datu	Malaysia	5.3194	118.0427	PO1000005713
Tsh Plantation Management Sdn Bhd	Sabahan	Malaysia	4.8193	118.0877	PO1000004839
Tunas Harapan Sawit	Tunas Harapan Sawit	Indonesia	3.3675	99.0178	PO1000004336
Tung Hup Palm Oil Mill Sdn Bhd	Tung Hup	Malaysia	5.2824	117.8680	PO1000003947
Tunggal Mitra Plantations	Manggala	Indonesia	1.5205	100.7319	PO1000000330
Tunggal Perkasa Plantations	Tunggal Perkasa Plantations	Indonesia	2.5606	97.9487	PO1000004372
Tunggal Yunus Estate	Topaz	Indonesia	0.6894	100.9350	PO1000002142
Umada	Umada	Indonesia	2.2343	99.7891	PO1000004141
Umbul Mas Wisesa	Umbul Mas Wisesa	Indonesia	2.2108	100.2711	PO1000001670
Umekah Sari Pratama	Umeka Sari Pratama	Indonesia	-2.1238	110.9809	PO1000010072
Unggul Lestari	Unggul Lestari	Indonesia	2.1000	99.7700	PO1000000286
Uniaceites	Uniaceites	Guatemala	16.5363	-89.8629	PO1000010814
Unique Palm Oil Mill Sdn Bhd	Unique	Malaysia	2.7818	112.2910	PO1000003948
United International Enterprises (M) Sdn Bhd	Uie	Malaysia	4.4439	100.7228	PO1000000243

Parent Company Name	Mill Name	Country	Latitude	Longitude	UML
United Malacca	Lifere Agro Kapuas	Indonesia	-2.7404	114.4567	PO1000011195
United Oil Palm Industries Sdn Bhd	United Oil Palm	Malaysia	5.1548	100.5078	PO1000003951
United Plantations Berhad	Jendarata	Malaysia	3.8539	100.9683	PO1000000238
United Plantations Berhad	Ulu Basir	Malaysia	3.7244	101.2558	PO1000000240
United Plantations Bhd	Lima Blas	Malaysia	3.7922	101.3519	PO1000003723
United Plantations Bhd	Ulu Bernam	Malaysia	3.7453	101.1461	PO1000000242
Unknown	Ika Bina Agro Wisesa	Indonesia	5.1330	97.0909	PO1000010793
Unknown	Kharisma Wirajaya Palma	Indonesia	0.8260	100.9162	PO1000010794
Unknown	Mahuning	Indonesia	-1.4593	113.3974	PO1000010795
Unknown	Palma Agroindo Mandiri	Indonesia	-2.3825	111.3079	PO1000010796
Usaha Agro Indonesia	Usaha Agro Indonesia	Indonesia	-2.6832	110.9754	PO1000006365
Usaha Kita Makmur	Usaha Kita Makmur	Indonesia	-0.5298	101.4931	PO1000004394
Usaha Sawit Mandiri	Usaha Sawit Mandiri	Indonesia	0.3061	99.4476	PO1000006161
Usaha Sawit Mandiri	Usaha Sawit Mandiri	Indonesia	-2.3961	101.1629	PO1000008174
Varem Sawit Cemerlang	Varem Sawit Cemerlang	Indonesia	2.6650	99.6674	PO1000007529
Veetar Palm Oil Mill Sdn Bhd	Veetar	Malaysia	5.3364	116.9425	PO1000003952
Victorindo Alam Lestari	Unit Pabrik Hutalombang	Indonesia	1.1395	99.7681	PO1000006269
Victory Enghoe Plantations Sdn Bhd	Southern Malay	Malaysia	1.7910	103.3626	PO1000003953
Vila Sutera Sdn Bhd	Bukit Kapah	Malaysia	5.1094	102.8970	PO1000003954
Wahana Karya Mandiri Kahuripan	Bunga Mayang	Indonesia	-4.4716	104.2559	PO1000004056
Wahana Potensi Guna	Wana Potensi Guna	Indonesia	-2.8217	103.4444	PO1000004317
Waimusi Agro Indah	Waimusi Agro Indah	Indonesia	-3.6717	105.0679	PO1000008596
Wanasari Nusantara	Wanasari Nusantara	Indonesia	-0.2870	101.4718	PO1000006376
Waris Selesa Sdn Bhd	Waris Selesa	Malaysia	4.8697	118.0906	PO1000006167
Waru Kaltim Plantation	Waru Kaltim Plantation	Indonesia	-0.0021	102.1964	PO1000004453
Wealth Leap Sdn Bhd (Harvard Master)	Wealth Leap (Harvard Master)	Malaysia	3.7546	113.8491	PO1000003961
Wee Tee Tong Palm Oil Mill Sdn Bhd	Wee Tee Tong	Malaysia	5.6628	117.8114	PO1000007538
Winsome Harvest Palm Oil Mill Sdn Bhd	Winsome Harvest	Malaysia	4.5533	118.3590	PO1000003956
Woodman Kuala Baram Estates Sdn Bhd	Adong	Malaysia	4.5410	114.1191	PO1000003957
Woodman Kuala Baram Estates Sdn Bhd	Semanok	Malaysia	3.0052	112.8985	PO1000003958
Woodman Kuala Baram Estates Sdn Bhd	Usaha Sepadan	Malaysia	3.3422	113.1881	PO1000003959
WTK Group	Suajaya Mahir Crop	Malaysia	2.8488	112.7059	PO1000010817
WTK Oil Mill Sdn Bhd	WTK Oil Mill	Malaysia	3.5766	113.4881	PO1000003962
Wujud Wawasan Sdn Bhd	Kosma / Wujud Wawasan	Malaysia	3.0339	102.8404	PO1000003874
Yaputra Alfa Palmindo	Yaputra Alfa Palmindo	Indonesia	3.7211	98.1990	PO1000008246
Yee Lee Palm Oil Industries Sdn Bhd	Yee Lee	Malaysia	4.0857	101.2803	PO1000003963

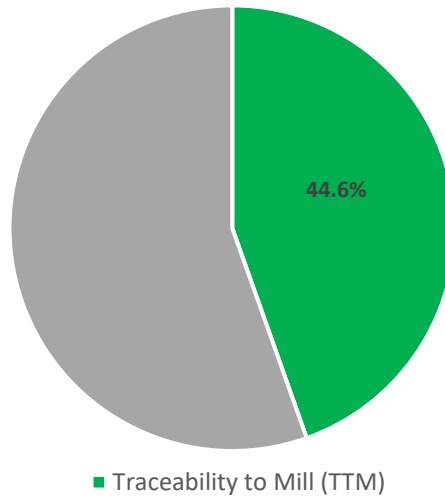
Parent Company Name	Mill Name	Country	Latitude	Longitude	UML
YPJ Plantations Sdn Bhd	Alaf	Malaysia	1.7187	103.7824	PO1000003964
Yudha Wahana Abadi	Yudha Wahana Abadi	Indonesia	1.4408	117.2127	PO1000006266
Yuwang Palm Oil Mill Sdn Bhd	Yuwang	Malaysia	4.7768	117.9344	PO1000003965

List of Trading Companies

Trading Company Name
AAA Oils & Fats Pte Ltd
Agri Oils Pte Ltd
Asia Oils Pte Ltd
Astra-KLK Pte Ltd
Bunge Loders Croklaan Oils Sdn Bhd
C.I. Acepalma S.A.
Caila & Pares SA
Cargill International Trading Pte Ltd
FGV IFFCO Sdn Bhd
FGV Trading Sdn Bhd
First Resources Trading Pte Ltd
FR Waring International Pty Ltd
Future Prelude Sdn. Bhd.
Golden Agri International Pte Ltd
Green Edible Oil Sdn Bhd
Industria Chiquibul S.A.
Indutrade Colombia Sociedad De Comercializacion Internacional S.A.S.
Inter-Continental Oils & Fats Pte Ltd
Innovans Palm Industries Sdn Bhd
IOI Global Services Sdn Bhd
Just Oil & Grain Pte Ltd
Keck Seng (Malaysia) Berhad
Kurnia Tunggal Nugraha
Mewah Group
Olam Palm Gabon
Oleoflores S.A.S.
Palma Sur S.A.
Palmaju Edible Oil Sdn Bhd
Pasternak Baum & Co
Sime Darby Berhad
Sol De Palma S.A.
Sovertrade Pte Ltd
Teng Yun International Pte Ltd
Unitata Berhad
Virgoz Oils & Fats Pte Ltd

LDC PACKAGING BUSINESS

LDC sources packaged refined palm oil and fats from Malaysia and Indonesia, and supply the products to customers in Africa, Middle East, Eastern Europe and Central America. These products are used as cooking oil, baking and personal care products.



List of Refineries:

Refinery Name
Agri Oils Pte Ltd
Continental Resources Sdn Bhd
Inter-Continental Oils & Fats Pte Ltd
PT Batara Elok Semesta Terpadu
PT Berkah Emas Sumber Terang
PT Berlian Eka Sakti Tangguh
PT Karya Indah Alam Sejahtera
SOP Foods Sdn Bhd
Virgoz Oils & Fats Pte Ltd
Wilee Vegetable Oils Sdn Bhd
Wilmar Trading Pte Ltd