

H2 - 2021 Supply Chain Traceability

This report provides traceability information on LDC's global palm operations, for the second half of 2021. This includes LDC Indonesia refineries, Singapore commercial trading operations, LDC India and LDC packaging business.

Mills supplying the LDC Indonesia refineries are considered direct, given our direct sourcing relations with oil palm mills in producing countries. The rest are considered indirect.

NDPE IRF profiles of our two Indonesia refineries are disclosed. Lists of trading partners are also included.

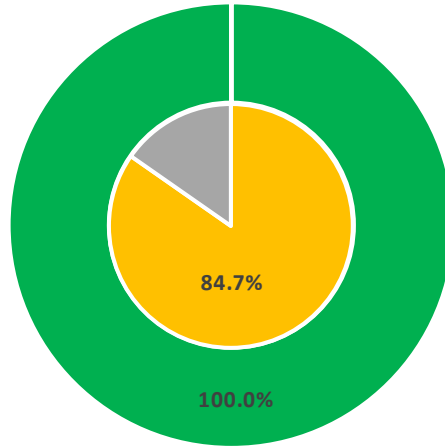
The data is based on self-declaration information or public dashboards and is gathered bi-annually.

Best efforts are made to ensure accuracy.



Location of our Indonesia refineries

LDC INDONESIA (LAMPUNG REFINERY)



■ Traceability to Mill (TTM) ■ Traceability to Plantation (TTP)

Suppliers	Number of suppliers	Volume percentage
Owned Mills	0	0 %
Third Party Mills	33	97 %
Trading Companies	2	3 %

List of Mills

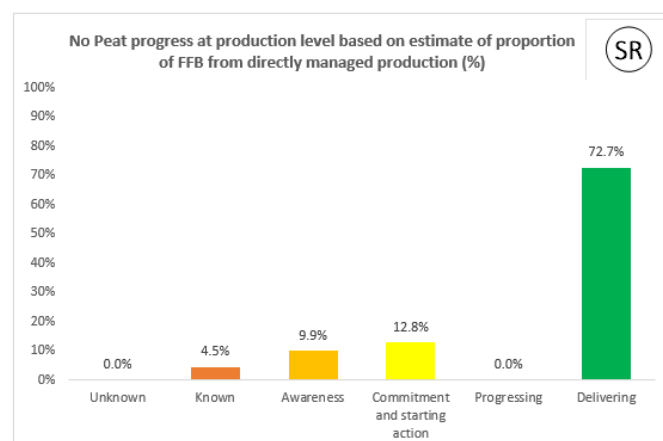
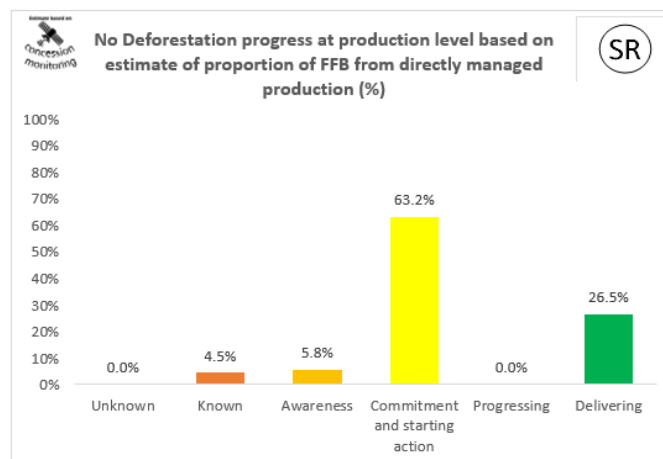
Parent CompanyName	Mill Name	Latitude	Longitude	UML
Aek Tarum	Belida	-3.8366	104.9695	PO100000284
Anaktuha Sawit Mandiri	Anaktuha Sawit Mandiri	-5.0955	105.1868	PO1000006295
Bengkulu Sawit Lestari	Bengkulu Sawit Lestari	-4.5335	103.0570	PO1000005206
Bumi Khatulistiwa Mandiri	Bumi Khatulistiwa Mandiri	-3.2744	105.8137	PO1000011198
Cipta Usaha Sejati	Mabali	-1.0001	110.1957	PO1000004318
Ciptamas Bumi Selaras	Ciptamas Bumi Selaras	-4.8669	103.5342	PO1000008132
Ekajaya Multiperkasa	Ekajaya Multiperkasa	-3.5532	103.3020	PO1000004490
Garuda Bumi Perkasa	Garuda Bumi Perkasa	-4.0292	105.1583	PO1000004064
Gunung Pelawan Lestari	Tengkalat	-1.6236	105.9886	PO1000006652
Gunung Sejahtera Dua Indah	Gunung Sejahtera Dua Indah	-2.3009	111.8373	PO1000004165
Gunung Sejahtera Ibu Pertiwi	Gunung Sejahtera Ibu Pertiwi	-2.3772	111.7931	PO1000004179
Gunung Sejahtera Puti Pesona	Gunung Sejahtera Puti Pesona	-2.3663	111.9551	PO1000004176
Gunung Tua Abadi	Sumber Sawit	-3.8100	105.1700	PO1000003970
Kalirejo Lestari	Kalirejo Lestari	-5.2287	104.9482	PO1000006294
Kriya Swarna Pubian	Kriya Swarna Pubian	-5.0637	104.8766	PO1000004055
Lambang Bumi Perkasa	Lambang Bumi Perkasa	-4.7018	105.3728	PO1000008392
Menggala Sawitindo	Menggala Sawitindo	-4.3508	105.2709	PO1000004060
Mitra Agro Sembada	Mitra Agro Sembada	-2.0378	105.8975	NA
Mitra Aneka Rezeki	Kubu Raya	-0.3660	109.3004	PO1000004380
Mutiara Bunda Jaya	Permata Bunda	-3.9420	105.1098	PO1000004548

Parent CompanyName	Mill Name	Latitude	Longitude	UML
Selapan Jaya	Selapan Jaya	-3.7076	105.0971	PO1000005580
Serasan Sekundang Sawitmas	Serasan Sekundang Sawitmas	-3.8929	104.0956	PO1000007610
Sinar Bengkulu Selatan	Sinar Bengkulu Selatan	-4.3782	102.8406	PO1000004059
Sinar Jaya Inti Mulya	Sinar Jaya Inti Mulya	-5.0665	105.3020	PO1000006301
Sintang Raya	Sintang Raya	-0.4526	109.2652	PO1000004379
Sungai Rangit	Sungai Rangit	-2.6314	111.2567	PO1000004226
Surya Utama Nabati	Surya Utama Nabati	-4.1889	105.2206	PO1000004063
Suryaindah Nusantara Pagi	Suryaindah Nusantara Pagi	-2.2550	111.9760	PO1000005203
Swadaya Indopalma	Swadaya Indopalma	-2.7659	104.6315	PO1000004082
Telaga Hikmah	Telaga Hikmah	-3.5995	105.0605	PO1000004518
Utama Agrindo Mas	Utama Agrindo Mas	-3.9727	122.2739	NA
Wana Potensi Guna	Wana Potensi Guna	-2.8217	103.4444	PO1000004317
Way Kanan Sawitindo Mas	Way Kanan Sawitindo Mas	-4.4467	104.4217	PO1000008440

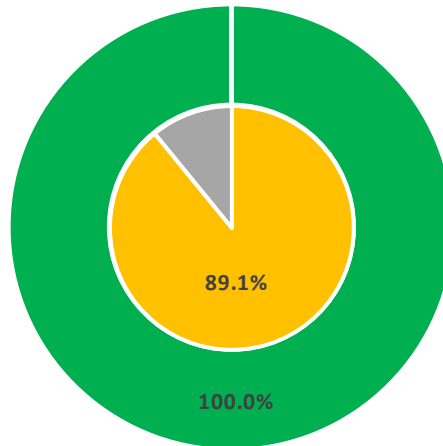
List of Trading Companies

Trading Company Name
PT Gunung Aji Jaya
PT Suryatama Kencana Jaya

NDPE Implementation Reporting Framework (IRF) Full Year 2021 - Verified by Control Union



LDC EAST INDONESIA (BALIKPAPAN REFINERY)



■ Traceability to Mill (TTM)
 ■ Traceability to Plantation (TTP)

Suppliers	Number of suppliers	Volume percentage
Owned Mills	0	0 %
Third Party Mills	22	97 %
Trading Companies	1	3 %

List of Mills

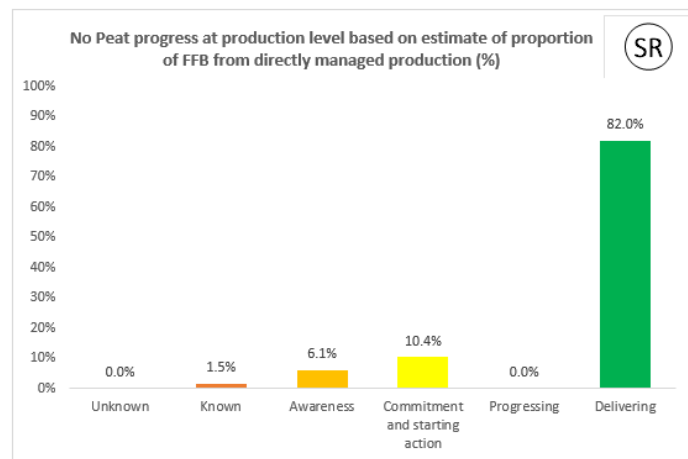
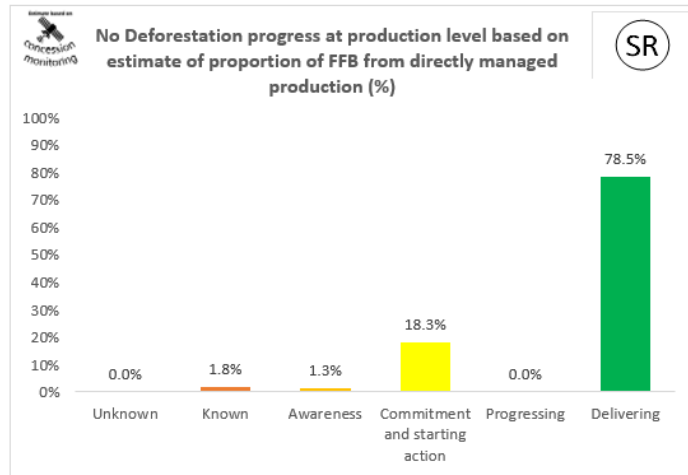
Parent CompanyName	Mill Name	Latitude	Longitude	UML
Agro Inti Kencanamas	Agro Inti Kencanamas	-2.2224	116.3561	PO1000004858
Alamraya Kencana Mas	Alamraya Kencana Mas	-2.4003	115.9882	PO1000004194
Anugerah Energitama	Tepian Langsung	0.7902	117.2828	PO1000004859
Etam Bersama Lestari	Etam Bersama Lestari	1.2239	117.8794	PO1000008346
Hamparan Perkasa Mandiri	Hamparan Perkasa Mandiri	0.8065	116.6216	PO1000008265
Hanusentra Agro Lestari	Hanusentra Agro Lestari	1.1777	117.9022	PO1000011306
Harapan Sawit Sejahtera	Harapan Sawit Sejahtera	-1.7527	116.1209	PO1000006210
Hutan Hijau Mas	Berau	2.2114	117.1659	PO1000004533
Jabontara Eka Karsa	Jabon	1.2431	118.3386	PO1000005793
Karya Teknik Plantation	Karya Teknik Plantation	-0.1543	117.0101	PO1000008435
Kutai Agro Lestari	Kutai Agro Lestari	-0.6428	115.7388	PO1000007561
Niagamas Gemilang	Niagamas Gemilang	-0.5923	116.8225	PO1000008233
Prima Mitrajaya Mandiri	Benua Puhun	-0.2980	116.7622	PO1000001488
REA Kaltim Plantations	Cakra	0.2639	116.2667	PO1000000512
REA Kaltim Plantations	Perdana	0.2587	116.1500	PO1000000143
Sasana Yudha Bakti	Satria	0.4230	116.1497	PO1000009016
Sawit Kaltim Lestari	Sawit Kaltim Lestari	-0.0661	116.8302	PO1000008128
Sentosa Kalimantan Jaya	Sentosa Kalimantan Jaya	2.3410	118.0619	PO1000008656
Sinar Jaya Inti Mulya	Sinar Jaya Inti Mulya	-2.4874	113.0073	PO1000007598
Tunas Prima Sejahtera	Tunas Prima Sejahtera	0.0554	116.3792	PO1000008563

Parent CompanyName	Mill Name	Latitude	Longitude	UML
Waru Kaltim Plantation	Waru Kaltim Plantation	-1.3278	116.5450	PO1000004453
Yudha Wahana Abadi	Yudha Wahana Abadi	1.4394	117.2114	PO1000006266

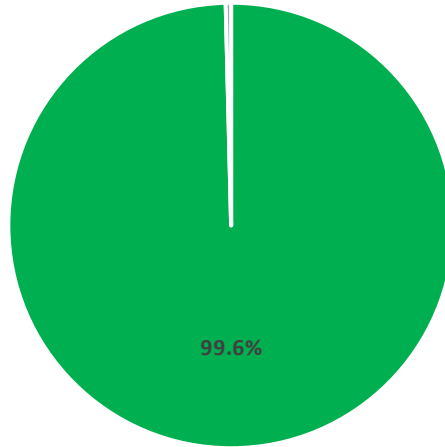
List of Trading Companies

Trading Company Name
PT Green Global Utama

NDPE Implementation Reporting Framework (IRF) Full Year 2021 - Verified by Control Union



SINGAPORE TRADING



■ Traceability to Mill (TTM)

List of Mills:

Parent CompanyName	Mill Name	Latitude	Longitude	UML
AA Sawit Sdn Bhd	Kilang Kelapa Sawit Siang	1.5454	104.2093	PO1000003711
Abdi Budi Mulia	Abdi Budi Mulia 1	2.0513	100.2523	PO1000004269
Abdi Budi Mulia	Abdi Budi Mulia 2	2.1127	100.2731	PO1000008154
Abedon Oil Mill Sdn. Bhd.	Abedom Pom	5.3118	117.9739	PO1000003828
Ace Oil Mill Sdn Bhd	Ace Oil Mill	2.9119	102.7798	PO1000003712
Aceites Manuelita	Aceites Manuelita S.A. (Manavire)	3.9377	-73.3654	PO1000008253
Aceites S.A.	Aceites S.A.	3.0366	-73.1115	PO1000008385
Achi Jaya Plantations Sdn Bhd	Johor Labis	2.2515	103.0513	PO1000003713
A.C. Garcia	A.C. Garcia	6.6644	124.6432	NA
Adei Plantation and Industry	Mandau	1.0819	101.3334	PO1000000411
Adei Plantation and Industry	Nilo 1	0.3481	101.9717	PO1000001417
Adei Plantation and Industry	Nilo 2	0.3525	102.0947	PO1000001418
Adimulia Agrolestari	Adimulya Agro Lestari	-0.1090	101.3868	PO1000004351
Aditunggal Mahajaya	Sako	-2.0356	112.2387	PO1000007626
Aditya Agroindo	Simpang Hulu Barat	-0.4393	110.2347	PO1000010073
Agri Eastborneo Kencana	Agri Eastborneo Kencana	0.1342	116.9161	PO1000007528
Agrina Sawit Perdana	Agrina Sawit Perdana	0.0699	110.6964	PO1000008580
Agrindo Indah Persada	Agroindo Indah Persada 1	2.7787	99.3934	PO1000004243
Agro Abadi	Agro Abadi	0.3460	101.4752	PO1000008215
Agro Abadi	Cemerlang	-0.3398	110.1910	NA
Agro Bukit	Sungai Binti	-2.5623	112.7681	PO1000003333
Agro Indomas	Bumi Jaya	-1.0148	116.6895	PO1000006188
Agro Indomas	Sungai Purun	-2.5243	112.4168	PO1000002676
Agro Indomas	Terawan	-2.5600	112.3736	PO1000002677

Parent CompanyName	Mill Name	Latitude	Longitude	UML
Agro Lestari Mandiri	Pekawai	-1.5212	110.4589	PO1000001637
Agro Nusa Abadi	Agro Nusa Abadi	-2.1299	121.4850	PO1000004093
Agro Sejahtera	Agro Sejahtera	-0.5164	102.0187	NA
Agro Serasi Lestari	Agro Serasi Lestari	2.7064	99.6181	NA
Agro Sinergi Nusantara	Batee Puteh	4.4536	95.9273	PO1000011159
Agro Wana Lestari	Bukit Santuai	-1.8625	112.3958	PO1000003927
Agro Wijaya Industri	Agro Wijaya Industri	-1.7615	102.2440	PO1000008386
Agrokarya Prima Lestari	Kuayan	-1.9705	112.3703	PO1000004655
AgrolestariSentosa	Jalemo	-1.3482	113.5022	PO1000006984
Agropecuaria Nuevo San Carlos S.A.	Palmas Del Machaquila	16.1230	-89.9479	PO1000008568
Agung Agro Lestari	Agung Agro Lestari	2.5413	99.8807	PO1000004218
Air Apa	Air Apa	0.4446	99.2605	NA
Alam Permai Makmur Raya	Alam Permai Makmur Raya	-1.0989	116.6137	PO1000010056
Alambumi Palm Oil Mill Sdn Bhd	Alambumi	3.5854	113.6706	PO1000003714
Alianza Del Humea S.A.S.	Alianza Del Humea S.A.S.	4.2697	-72.9812	PO1000006178
Alianza Oriental S.A.	Alianza Oriental S.A.	3.9951	-73.5808	PO1000003992
Alur Dumai	Alur Dumai	1.5611	100.5417	NA
Amal Tani	Amal Tani	3.5883	98.3056	PO1000004295
Andes Agro Investama	Sei Kerandi	-2.3125	110.4282	PO1000008599
Andika Permata Sawit Lestari	Andika Permata Sawit Lestari	1.0890	100.7760	PO1000005202
Aneka Inti Persada	Teluk Siak	0.5914	101.6589	PO1000000317
Angso Duo Sawit	Angso Duo Sawit	-1.7826	103.4947	PO1000008202
Anson Oil Industries Sdn Bhd	Anson Oil Industries	3.9556	101.1990	PO1000006192
Anugerah Agro Sawit Perkasa	Anugerah Agro Sawit Perkasa	1.8446	100.4444	PO1000008585
Anugerah Langkat Makmur	Anugerah Langkat Makmur	4.0130	98.1944	PO1000004557
Anugerah Tani Makmur	Anugerah Tani Makmur	0.5362	101.6020	PO1000007457
Anugerah Tanjung Medan	Anugerah Tanjung Medan	2.0631	100.1468	PO1000004513
Anugrah Multi Sawita	Anugrah Multi Sawita	2.7066	99.6180	PO1000008388
Arah Bersama Sdn Bhd	Kuala Suai	3.6766	113.4645	PO1000003935
Arah Kawasan Sdn Bhd	Arah Kawasan	5.2788	100.6861	PO1000003715
Archipelago Timur Abadi	Archipelago	-1.1395	113.9865	PO1000008389
Arindo Trisejahtera	Arindo Tri Sejahtera	0.5806	100.9261	PO1000002631
Arrtu Plantation	Kelampai	-1.9349	110.4941	PO1000007658
Arya Rama Persada	Arya Rama Persada	3.0993	99.5947	PO1000008214
Arya Rama Prakasa	Arya Rama Prakasa	1.2222	100.3842	PO1000008279
Asam Jawa	Asam Jawa	1.9001	100.1866	PO1000004500
Asia Oil Palm Sdn Bhd	Asia	5.2928	118.2068	PO1000000524
Asia Sawit Lestari	Asia Sawit Lestari	-1.8376	103.3790	PO1000007468
Asia Sawit Makmur Jaya	Asia Sawit Makmur	-0.4855	101.4520	PO1000004315

Parent CompanyName	Mill Name	Latitude	Longitude	UML
Asian Plantations Milling Sdn Bhd	Asian Plantations Milling	3.5871	114.2259	PO1000003806
Asociación Agroindustrial De Palmicultores De Saba, S.A De C.V.	Asociacion Agroindustrial De Palmicultores De Saba (ASAPALSA)	15.5441	-86.1807	PO1000008336
Astra Agro Lestari	Astra Agro Lestari 1	-1.9906	115.5093	PO1000004509
Atlantica Sdn Bhd	Atlantica	5.7121	117.6866	PO1000003914
Aumkar Plantations Sdn Bhd	Aumkar	4.7474	117.8688	PO1000003845
Austindo Nusantara Jaya Agri	Austindo Nusantara Jaya Agri Binanga	1.4795	99.9572	PO1000000530
Austindo Nusantara Jaya Agri Siais	Austindo Nusantara Jaya Agri Siais	1.1744	99.1552	PO1000001992
Awala	Awala	-0.0220	10.1977	NA
Awan Timur Management Sdn Bhd	Tunjuk Laut	1.9737	103.9790	PO1000007053
Awan Timur Palm Oil Mill Resources (Perak) Sdn Bhd	Awan Timur	4.5315	100.7306	PO1000003716
Ayu Sawit Lestari	Paku Juang	-2.4333	110.8175	PO1000001207
Bahana Karya Semesta	Sungai Air Jernih	-2.0865	102.8015	PO1000008429
Bahana Nusa Interindo	Bahana Nusa Interindo	1.6969	100.7018	PO1000004267
Bakrie Sumatera Plantations	Unit Kisaran	3.0408	99.5814	PO1000000184
Balam Berlian Sawit	Balam Berlian Sawit	1.6776	100.8081	NA
Balam Sawit Sejahtera	Balam Sawit Sejahtera	1.6974	100.6847	PO1000010028
Balung Palm Oil Mill Sdn Bhd	Balung	4.3791	118.1861	PO1000003717
Ban Dung Palm Oil Industries Sdn Bhd	Ban Dung	2.0456	102.8798	PO1000003718
Bangun Nusa Mandiri	Kenari	-2.1652	110.9208	NA
Bangun Tenera Riau	Bangun Tenera Riau	0.2892	101.4169	PO1000008171
Barumun Agri Sentosa	Aek Sigala Gala	1.6212	100.1024	PO1000001315
Bastian Olah Sawit	Bastian Olah Sawit	-2.3518	103.9141	PO1000008178
Batanghari Sawit Sejahtera	Batanghari Sawit Sejahtera	-1.3485	103.5431	PO1000004455
Batu Mas Sejahtera	Ketapang	-1.0134	110.5316	NA
Bau Palm Oil Mill Sdn Bhd	Bau	1.4901	109.9852	PO1000003886
Beaufort Palm Oil Mill Sdn Bhd	Beaufort	5.3086	115.7050	PO1000003720
Bell Palm Industries Sdn Bhd	Bell Palm Industries	1.9168	102.8918	PO1000003724
Bell Sri Lingga Sdn Bhd	Bell Sri Lingga	2.3776	101.9853	PO1000006242
Bell-Ksl Sdn Bhd	Bell-Ksl	2.4683	101.9938	PO1000007579
Bengkulu Sawit Lestari	Awana Sawit Lestari	-1.7048	119.3093	PO1000010791
Benta Wawasan Sdn Bhd	Seraya	4.6141	117.6007	PO1000008414
Benua Lawas Lestari	Benua Lawas Lestari	-2.9982	115.9568	PO1000008151
Berkat Sawit Sejahtera	Berkat Sawit Sejahtera	-0.7100	102.6600	PO1000007652
Berkat Sawit Sejati	Berkat Sawit Sejati	-2.3193	103.7116	PO1000000180

Parent CompanyName	Mill Name	Latitude	Longitude	UML
Berkat Sawit Sukamaju	Berkat Sawit Sukamaju	-2.6745	104.0794	PO1000010012
Berkat Setia Sdn Bhd	Berkat Setia	5.7100	117.6208	PO1000003855
Bersama Oesaha Saragih Sejahtera	Bersama Oesaha Saragih Sejahtera	3.2097	98.8846	PO1000011263
Bersama Sejahtera Sakti	Gunung Aru	-3.4947	116.1667	PO1000000319
Beurata Subur Persada	Beurata Subur Persada	4.1253	96.3413	PO1000004303
Bhumireksa Nusa Sejati	Mandah Factory	0.1160	103.5491	PO1000001381
Bhumireksa Nusa Sejati	Teluk Bakau	0.2565	103.5888	PO1000000318
Bhumireksa Nusasejati	Bhumireksa Nusasejati	0.1160	103.5491	NA
Bima Agri Sawit	Muara Bulan	1.2634	117.6026	PO1000007467
Bina Fitri Jaya	Bina Fitri Jaya	0.8091	101.2780	PO1000004419
Bina Sawit Nusantara	Bina Sawit Nusantara	0.1657	101.3266	PO1000004860
Binakarya Eramandiri	Mangsang	-2.1730	103.9870	PO1000007628
Binasawit Abadi Pratama	Perdana	-2.4225	112.3596	PO1000002198
Binasawit Abadi Pratama	Sungai Rungau	-2.3206	112.3340	PO1000001155
Bintang Harapan Desa	Bintang Harapan Desa	-0.1123	110.3324	PO1000004352
Bintang Nauli Pratama	Bintang Nauli Pratama	1.5279	98.9748	PO1000008290
Binu Plantation Sdn Bhd	Binu	3.9417	114.0265	PO1000003936
Biogrow City Plantations Sdn Bhd	Biogrow City Plantations	4.5851	114.9365	PO1000008299
Biyu Iyas Malela	Biyu Iyas Malela	3.2811	99.2892	NA
Blang Ketumba	Blang Ketumba	4.9850	96.7000	PO1000004582
Bonti Permai Jaya	Bonti Permai Jaya	0.2149	111.5499	PO1000007642
Borneo Agro-Resources Sdn Bhd	Borneo Agro-Resources	3.2763	113.4266	PO1000003725
Borneo Indah Marjaya	Borneo Indah Marjaya	-2.0332	116.4010	PO1000004096
Boustead Emastulin Sdn Bhd	Segaria	4.4816	118.3982	PO1000003734
Boustead Gradient Sdn Bhd	Nak	5.9001	117.8542	PO1000002706
Boustead Pelita Kanowit Oil Mill Sdn Bhd	Pelita Kanowit	2.1636	112.0995	PO1000003735
Boustead Pelita Tinjar Sdn Bhd	Loagan Bunut	3.7269	114.2809	PO1000004785
Boustead Plantations Berhad	Sungai Jernih	3.3370	103.1000	PO1000000338
Boustead Plantations Berhad	Trong Oil Mill	4.6736	100.7082	PO1000006389
Boustead Rimba Nilai Sdn Bhd	Rimba Nilai	6.2573	117.3132	PO1000003736
Boustead Rimba Nilai Sdn Bhd	Segamaha	5.2104	117.8097	PO1000003737
Boustead Telok Sengat Sdn Bhd	Telok Sengat	1.5669	104.0449	PO1000003738
Braden Group, S.A.	Agroindustria Palmera San Román S.A.	16.1831	-90.4227	PO1000009242
Buana Hijau Abadi	Buana Hijau Abadi	0.5180	111.5838	PO1000007532
Buana Karya Bhakti	Batulaki	-3.6730	115.4810	PO1000004946
Buana Sawit Indah	Buana Sawit Indah	3.1426	99.5110	PO1000008217
Buana Wiralestari Mas	Naga Sakti	0.7827	101.0496	PO1000001061

Parent CompanyName	Mill Name	Latitude	Longitude	UML
Buana WiralestariMas	Sekijang	0.8339	101.0443	PO1000001060
Buana Wirasubur Sakti	Buana Wirasubur Sakti	-1.8864	116.0608	PO1000004499
Bugak Palma Sejahtera	Bugak Palma Sejahtera	4.8936	97.5656	NA
Bukit Bintang Sawit	Bukit Bintang Sawit	-1.3821	103.4945	PO1000004457
Bukit Jejer Sukses	Bukit Jejer Sukses	-2.2923	121.7917	NA
Bukit Palembang	Bukit Palembang	-2.3733	110.6433	PO1000008176
Bumi Daya Agrotamas	Bumi Daya Agrotamas	2.5832	97.8542	PO1000008583
Bumi Maju Sawit	Bumi Maju Sawit	-2.4562	120.9439	NA
Bumi Mekar Tani	Bumi Mekar Tani	-2.4948	102.8741	PO1000007637
Bumi Mentari Karya	Kampar	0.6267	101.1386	PO1000004403
Bumi Permai Lestari	Bukit Perak	-1.8201	105.5509	PO1000001761
Bumi Sama Ganda	Bumi Sama Ganda	4.3565	98.1062	PO1000004572
Bumi Sawindo Permai	Bumi Sawindo Permai	-3.8517	103.8041	PO1000004868
Bumi Sawit Kencana	Bumi Sawit Kencana	-2.2302	112.4913	PO1000001043
Bumi Sawit Permai	Bumi Sawit	-3.5257	104.3443	PO1000001611
Bumi Sawit Sukses Pratama	Bumi Sawit Sukses Pratama	-2.5439	106.0293	PO1000008411
Bumipalma LestariPersada	Bumi Palma	-0.5981	102.9833	PO1000001064
Bungo Limbur	Bungo Limbur	-1.3751	101.8919	PO1000008216
Bungo Suko Menanti	Bungo Suko Menanti	-1.3074	101.7652	PO1000009558
C.I. Top S.A.	Extractora Santafe Sas	1.4807	-78.6620	PO1000008288
Cahaya Agro Sawita Sejahtera	Cahaya Agro Sawita Sejahtera	4.0519	98.1341	NA
Cahaya Bintang Sawit Sejati	Cahaya Bintang Sawit Sejati 1	-1.8428	116.0681	PO1000008200
Cahaya Bintang Sawit Sejati	Cahaya Bintang Sawit Sejati 2	-2.0930	116.1213	PO1000008381
Cahaya Cemerlang Lestari	Cahaya Cemerlang Lestari	-2.5358	104.1503	PO1000004210
Cahaya Inti Sawit	Cahaya Inti Sawit	1.4408	100.2911	PO1000007537
Cakra Alam Sejati	Cakra Alam Sejati	0.1755	102.0514	PO1000008412
Campang Tiga	Campang Tiga	-3.7648	104.7398	PO1000004531
Carotino Sdn Bhd	Carotino	3.8166	102.8182	PO1000000128
Cb Industrial Product	Empresa	3.8219	114.0290	PO1000008426
Central Palm Oil Mill Sdn Bhd	Central	4.8915	100.6690	PO1000003740
Cepatwawasan Group Berhad	Prolific Yield	5.7175	117.8276	PO1000003742
Cheekah-Kemayan Plantations Sdn Bhd	Cheekah-Kemayan	3.1486	102.4754	PO1000003868
Chemarapalm	Extractora Tarragona	-0.0866	-79.3171	PO1000008588
Chin Teck Plantations Berhad	Gua Musang	4.8365	102.0044	PO1000006169
Chin Teck Plantations Berhad	Keratong	3.2941	102.8215	PO1000004786
CI Top	Palmeiras Colombia S.A.	1.4589	-78.6869	PO1000010950
CI Top S.A	Nutrimexclas Y Aceites S.A.S	7.2533	-73.5664	PO1000007666
Ciliandra Perkasa	Ciliandra Perkasa	0.1621	101.0549	PO1000004160
Cinta Raja	Silinda	3.2170	98.7810	PO1000004307

Parent CompanyName	Mill Name	Latitude	Longitude	UML
Cipta Agro Sejati	Cipta Agro Sejati	1.8712	100.4310	PO1000004313
Cipta Chemical Medan Oil	Cipta Chemical Medan Oil	3.8541	98.3444	PO1000004546
Cipta Futura	Cipta Futura	-3.5074	103.7022	PO1000009358
Cipta Sawitta Jaya Cemerlang	Cipta Sawitta Jaya Cemerlang	3.2036	99.0625	NA
Cisadane Sawit Raya	Cisadane Sawit Raya	2.2430	100.1917	PO1000004153
Citra Agro Kencana	Citra Agro Kencana	-0.4722	115.5934	NA
Citra Bumi Agro	Citra Bumi Agro	0.9958	100.6169	PO1000004425
Citra Indah Pertiwi	Citra Indah Pertiwi	2.0724	100.0102	PO1000004270
Citra Putra Kebun Asri	Jorong Factory	-3.9436	114.9533	PO1000006249
Citra Riau Sarana	Teso I	-0.2134	101.4743	PO1000004362
Citra Riau Sarana	Teso II	-0.3225	101.5582	PO1000004374
Citra Riau Sarana	Teso III	-0.2433	101.5836	PO1000004367
Citra Sawit Harum	Citra Sawit Harum	-1.7425	102.0545	PO1000006208
Citra Sawit Lestari	Citra Sawit Lestari	2.9220	117.2646	PO1000008423
Citrakoprasindo Tani	Citrakoprasindo Tani	-1.2959	103.1436	PO1000004111
Classic Palm Oil Mill Sdn Bhd	Classic	2.6009	102.6246	PO1000003743
Classic Segamat Palm Oil Mill	Classic Segamat Palm Oil Mill	2.6667	102.8061	NA
Dasa Anugerah Sejati	Taman Raja	-1.1767	103.0078	PO1000002143
Daya Labuhan Indah	Daya Labuhan Indah 2	2.2861	100.1408	PO1000002132
Daya Labuhan Indah	Daya Labuhan Indah I	2.1512	99.9912	PO1000008161
Daya Semesta Agro Persada	Daya Semesta Agro Persada	-2.9639	104.9178	PO1000004175
DD Palm Oil Mill Sdn Bhd	DD Palm	3.1429	113.3103	PO1000007497
Delima Makmur	Delima Makmur	2.2451	98.0285	PO1000004155
Delta-Pelita Sebakong	Pelita Sebakong	2.6686	112.1647	PO1000010017
Desa Kim Loong Palm Oil Sdn Bhd	Desa Kim Loong	5.1299	116.2656	PO1000003824
Dewa Rencana Perangin Angin	Dewa Rencana Perangin Angin	3.5012	98.4378	PO1000004291
Dewata Sawit Nusantara	PKS 6	1.2827	116.7823	PO1000008654
Dharma Satya Nusantara	Dharma Satya Nusantara Mill 8 (Agro Andalan)	-0.1028	111.0291	PO1000010802
Dharma Satya Nusantara	PKS 3	1.2560	116.8748	PO1000000950
Dharma Satya Nusantara	PKS 4	1.1518	116.7463	PO1000002088
Dharma Satya Nusantara	PKS 5	-1.9711	111.3519	PO1000002037
Dharma Satya Nusantara	PT Dharma Satya Nusantara	1.2508	116.7289	PO1000000939
Dharmasraya Lestarindo	Dharmasraya Lestarindo	-1.0760	101.6636	PO1000004434
Dharmasraya Palma Sejahtera	Dharmasraya Palma Sejahtera	-1.6485	102.9255	PO1000010013
Dian Anggara Persada	Mutiara Sam-Sam Kandis	0.9791	101.0453	PO1000008273
Djaja Putra Indonesia	Djaja Putra Indonesia	2.6803	99.4276	PO1000004275
Djaya Globalindo Sentosa	Djaya Globalindo Sentosa	1.6946	101.0430	PO1000004266
Djuanda Sawit Lestari	Muara Kandis	-2.9003	103.1775	PO1000001631

Parent CompanyName	Mill Name	Latitude	Longitude	UML
Dominion Square Sdn Bhd	Dominion Square	3.6198	103.1606	PO1000003745
Dupont & Leosk Enterprises Sdn Bhd	Gedok Mas	2.5779	102.4239	PO1000003746
Dwie Warna Karya	Dwie Warna Karya	-0.8419	114.0800	PO1000007648
Dwiwira Lestari Jaya	Dwiwira Lestari Jaya	1.6061	118.0444	PO1000008424
Eastern Sumatera Indonesia	Bukit Maradja	3.0123	99.2356	PO1000000095
Eka Dura Indonesia	Eka Dura Indonesia	0.8843	100.6117	PO1000004422
Eka Dura Indonesia-Sei Manding	Eka Dura Indonesia-Sei Manding	0.8849	100.6145	NA
El Roble S.A	Extractora El Roble S.A.	10.6710	-74.2152	PO1000004030
Endau Palm Oil Mill Sdn Bhd	Endau	2.6799	103.5054	PO1000003869
Eng Hong Palm Oil Mill Sdn Bhd	Eng Hong	2.8598	101.4744	PO1000006223
Eng Thye Plantations Berhad	Ladang Gula	4.9550	100.4689	PO1000003747
Ensem Lestari	PKS Nagan Raya	4.0341	96.4750	PO1000010262
Ensem Sawita	Ensem Sawita	4.5660	97.9166	PO1000009019
Ensengei Palm Oil Mill Sdn Bhd	Ensengei Pom	1.3092	110.6244	PO1000010067
Entrepalmas S.A.S.	Entrepalmas S.A.S.	3.5646	-73.5794	PO1000003983
EPA Management Sdn Bhd	Sedenak	1.7309	103.5383	PO1000000019
EPA Management Sdn Bhd	Tereh	2.2170	103.3524	PO1000001263
Era Sawita	Era Sawita	1.0779	100.4904	PO1000004245
Erasakti Wira Forestama	Erasakti Wira Forestama 1	-1.5295	103.7262	PO1000004103
Ever Yield Trading Sdn Bhd	Ever Yield Kks	5.6460	117.3280	PO1000003751
Exportadora Del Atlantico (Dinant)	Planta Extractora Lean	15.5981	-87.3933	PO1000004011
Extractora La Francia / Agrocariibe	Extractora Del Atlantico	15.5830	-88.5598	PO1000001431
Extractora Maria La Baja S.A.	Extractora Maria La Baja S.A.	9.9235	-75.3276	PO1000007502
Extractora San Fernando	Extractora San Fernando	7.1958	-73.5617	NA
Extractora Vizcayas S.A.S.	Extractora Vizcayas S.A.S.	7.5754	-73.9505	PO1000004016
Fairco Agro Mandiri	Kaubun	0.9667	117.7919	PO1000008271
Fajar Agro Sawit	Fajar Agro Sawit	3.5112	98.3059	PO1000008641
Fajar Baizuri & Brothers	Fajar Baizury & Brothers	4.1162	96.4426	PO1000004565
Fajar Saudara Lestari	Fajar Saudara Lestari	-0.8681	109.6281	PO1000008228
Farinda Bersaudara	Farinda Bersaudara	-0.6959	116.2619	PO1000004121
Felcra Berhad	Selama	5.1783	100.7167	PO1000003816
Felcra Jaya Samarahan Sdn Bhd	Felcra Jaya Samarahan	1.3906	110.4555	PO1000003759
Felcra Jayaputra Sdn Bhd	Jayaputra	3.9829	102.2225	PO1000007527
Felcra Processing & Engineering Sdn Bhd	Felcra Bukit Kepong	2.3907	102.8820	PO1000003753
Felcra Processing & Engineering Sdn Bhd	Felcra Maran	3.5709	102.6857	PO1000003754
Felcra Processing & Engineering Sdn Bhd	Felcra Nasaruddin	4.3235	100.9383	PO1000003755

Parent CompanyName	Mill Name	Latitude	Longitude	UML
Felcra Processing & Engineering Sdn Bhd	Felcra Processing & Engineering	3.9996	101.1670	PO1000003758
Felcra Processing & Engineering Sdn Bhd	Felcra Seberang Perak	4.1481	100.8398	PO1000003756
Felcra Processing & Engineering Sdn Bhd	Felcra Sungai Melikai	2.3882	103.8014	PO1000003757
Felcra Venture Sri Aman Sdn Bhd	Felcra Venture Sri Aman	1.1928	111.4005	PO1000008574
FGV Palm Industries Sdn Bhd	Adela	1.5528	104.1873	PO1000000236
FGV Palm Industries Sdn Bhd	Air Tawar	1.6669	104.0269	PO1000003414
FGV Palm Industries Sdn Bhd	Aring A	4.9408	102.3642	PO1000003045
FGV Palm Industries Sdn Bhd	Baiduri Ayu	5.0812	118.9398	PO1000000968
FGV Palm Industries Sdn Bhd	Belitong	1.9376	103.4986	PO1000001311
FGV Palm Industries Sdn Bhd	Besout	3.8813	101.2771	PO1000001892
FGV Palm Industries Sdn Bhd	Bukit Besar	1.7722	103.7022	PO1000001285
FGV Palm Industries Sdn Bhd	Bukit Kepayang	3.3463	102.5974	PO1000000898
FGV Palm Industries Sdn Bhd	Bukit Mendi	3.2058	102.3034	PO1000000576
FGV Palm Industries Sdn Bhd	Bukit Sagu	3.9669	103.1487	PO1000001233
FGV Palm Industries Sdn Bhd	Chalok	5.4090	102.8031	PO1000010021
FGV Palm Industries Sdn Bhd	Chiku	4.9419	102.2036	PO1000007000
FGV Palm Industries Sdn Bhd	Chini 3	3.3665	102.9313	PO1000003760
FGV Palm Industries Sdn Bhd	Cini 2	3.3952	102.9681	PO1000007489
FGV Palm Industries Sdn Bhd	Embara Budi	5.1321	119.0924	PO1000001654
FGV Palm Industries Sdn Bhd	FPI SB Kilang Sawit Chalok	5.4539	102.7825	PO1000001906
FGV Palm Industries Sdn Bhd	Hamparan Badai	5.3362	119.2047	PO1000001698
FGV Palm Industries Sdn Bhd	Jengka 21	3.7402	102.4896	PO1000000607
FGV Palm Industries Sdn Bhd	Jengka 3	3.6947	102.5947	PO1000000514
FGV Palm Industries Sdn Bhd	Jengka 8	3.8231	102.5069	PO1000008251
FGV Palm Industries Sdn Bhd	Jerangau Barat	4.9161	103.1353	PO1000001901
FGV Palm Industries Sdn Bhd	Jerangau Baru	4.9342	103.1844	PO1000001902
FGV Palm Industries Sdn Bhd	Kahang	2.0751	103.4941	PO1000001314
FGV Palm Industries Sdn Bhd	Kalabakan	4.3700	117.5125	PO1000001703
FGV Palm Industries Sdn Bhd	Kechau B	4.2392	102.1067	PO1000006989
FGV Palm Industries Sdn Bhd	Kemasul	3.2725	102.2314	PO1000000820
FGV Palm Industries Sdn Bhd	Kembara Sakti	5.3610	119.0930	PO1000001701
FGV Palm Industries Sdn Bhd	Keratong 09	2.9690	102.9580	PO1000006502
FGV Palm Industries Sdn Bhd	Keratong 2	2.9193	102.8733	PO1000001894
FGV Palm Industries Sdn Bhd	Keratong 3	2.9296	102.9355	PO1000001895
FGV Palm Industries Sdn Bhd	Kerteh	4.6258	103.3319	PO1000001907
FGV Palm Industries Sdn Bhd	Kota Gelanggi	3.9217	102.4895	PO1000000254
FGV Palm Industries Sdn Bhd	Krau	3.6472	101.9764	PO1000001897

Parent CompanyName	Mill Name	Latitude	Longitude	UML
FGV Palm Industries Sdn Bhd	Kulai	1.7396	103.6473	PO1000001309
FGV Palm Industries Sdn Bhd	Lepar Hilir	3.6453	103.0128	PO1000001320
FGV Palm Industries Sdn Bhd	Lepar Utara 4	3.8790	102.8155	PO1000000272
FGV Palm Industries Sdn Bhd	Lepar Utara 6	3.9708	102.6917	PO1000000255
FGV Palm Industries Sdn Bhd	Lok Heng	1.7205	104.1200	PO1000000235
FGV Palm Industries Sdn Bhd	Maokil	2.2912	102.9956	PO1000003359
FGV Palm Industries Sdn Bhd	Mempaga	3.5272	101.9803	PO1000001898
FGV Palm Industries Sdn Bhd	Mercu Puspita	5.2058	119.0137	PO1000001699
FGV Palm Industries Sdn Bhd	Neram	4.0067	103.2886	PO1000001896
FGV Palm Industries Sdn Bhd	Nilam Permata	5.2908	119.0094	PO1000001700
FGV Palm Industries Sdn Bhd	Nitar	2.4068	103.6573	PO1000001313
FGV Palm Industries Sdn Bhd	Padang Piol	4.0239	102.3883	PO1000000674
FGV Palm Industries Sdn Bhd	Palong Timor	2.7389	102.7050	PO1000006992
FGV Palm Industries Sdn Bhd	Panching	3.8261	103.1661	PO1000001891
FGV Palm Industries Sdn Bhd	Pasoh	3.0141	102.2862	PO1000008205
FGV Palm Industries Sdn Bhd	Penggeli	1.8270	103.6391	PO1000001310
FGV Palm Industries Sdn Bhd	Sampadi	1.6195	109.9485	PO1000003766
FGV Palm Industries Sdn Bhd	Selancar 2A	2.6522	103.0190	PO1000001903
FGV Palm Industries Sdn Bhd	Selancar 2B	2.6388	103.0000	PO1000001904
FGV Palm Industries Sdn Bhd	Selendang	2.7033	103.4401	PO1000001905
FGV Palm Industries Sdn Bhd	Semenchu	1.5783	104.1049	PO1000000227
FGV Palm Industries Sdn Bhd	Seroja	3.5904	102.5592	PO1000000603
FGV Palm Industries Sdn Bhd	Serting	2.9004	102.4460	PO1000001899
FGV Palm Industries Sdn Bhd	Serting Hilir	2.9978	102.4781	PO1000006998
FGV Palm Industries Sdn Bhd	Sg Tenggi	3.5861	101.4156	PO1000001890
FGV Palm Industries Sdn Bhd	Tementi	3.2647	102.5989	PO1000000901
FGV Palm Industries Sdn Bhd	Tenggaroh	2.0540	103.9330	PO1000003767
FGV Palm Industries Sdn Bhd	Tenggaroh Timor	2.0821	104.0072	PO1000003769
FGV Palm Industries Sdn Bhd	Tersang	4.1069	101.8014	PO1000003262
FGV Palm Industries Sdn Bhd	Triang	3.2700	102.5770	PO1000000762
FGV Palm Industries Sdn Bhd	Trolak	3.9380	101.3502	PO1000001893
FGV Palm Industries Sdn Bhd	Umas	4.4969	117.6506	PO1000001702
FGV Palm Industries Sdn Bhd	Wa Ha	1.7927	104.0762	PO1000000234
Flora Wahana Tirta	Flora Wahana Tirta	0.1348	101.2672	PO1000004154
Foong Lee Sawi Minyak Sdn Bhd	Foong Lee Sawi Minyak	4.9242	101.1052	PO1000003770
Foresta Lestari Dwikarya	Tanjung Kembiri	-3.0325	107.7704	PO1000001383
Fortius Agro Asia	Fortius Agro Asia	0.4772	100.7515	PO1000004190
Fortius Wajo Perkebunan	Fortius Wajo Perkebunan	-1.0510	102.9062	PO1000008601
Gabungan Perusahaan Minyak Langkap Sdn Bhd	Langkap	4.0565	101.1392	PO1000003771

Parent CompanyName	Mill Name	Latitude	Longitude	UML
Gading Sawit Kencana	Gading Sawit Kencana	-2.5107	112.5549	PO1000011193
Gama Plantation / KPN Corporation	Citra Mahkota	-0.3582	112.1293	PO1000011554
Gan Teng Siew Realty Sdn Bhd	Ulu Kanchong	2.5826	101.9979	PO1000006241
Ganda Buanindo	Ganda Buanindo	0.0062	101.2375	PO1000008138
Gandaerah Hendana	Gandaerah Hendana	-0.1560	102.2062	PO1000004138
Gawi Bahandep Sawit Mekar	Gawi Bahandep Sawit Mekar	-2.9512	112.3470	PO1000001618
Gemareksa Mekarsari	Gemareksa Mekarsari	-2.125033	111.555367	PO1000004525
Gemilang Sawit Lestari	Gemilang Sawit Lestari	-0.4548	101.8270	PO1000007508
Geng Group	Kencana Agro Persada	0.6056	101.2413	PO1000011194
Genting Plantations Berhad	Genting Ayer Item	1.8561	103.2093	PO1000002439
Genting Sdc Sdn Bhd	Asiatic Sabapalm	6.0495	117.3536	PO1000008316
Genting Sdc Sdn Bhd	Genting Indah	5.3752	116.9350	PO1000003776
Genting Sdc Sdn Bhd	Genting Jambongan	6.6518	117.4463	PO1000003777
Genting Sdc Sdn Bhd	Genting Mewah	5.5180	117.7088	PO1000003778
Genting Sdc Sdn Bhd	Genting Sabapalm	5.9651	117.3741	PO1000004650
Genting Sdc Sdn Bhd	Genting Tanjung	5.4226	118.2732	PO1000005521
Genting Sdc Sdn Bhd	Genting Trushidup	5.5633	117.9796	PO1000007758
Giga Putra Nusantara	Giga Putra Nusantara	1.3098	99.7653	PO1000008570
Giga Putra Perkasa	Giga Putra Perkasa	0.4210	100.8144	PO1000010039
Global Enterprise Oil Mill Sdn Bhd	Global Enterprise	5.4901	117.9886	PO1000003781
Global Kalimantan Makmur	Global Kalimantan Makmur	0.7298	110.4631	PO1000004415
Globalindo Agro Lestari	Globalindo Agro Lestari	-6.6280	105.6253	PO1000010075
Globalindo Agung Lestari	Globalindo Agung Lestari	-2.5849	114.5944	PO1000010078
Golden Agro Plantation (GAP)	Golden Agro Plantation (GAP)	2.6725	112.1271	PO1000010804
Golden Elate Oil Mill Sdn Bhd	Golden Elate	5.1373	118.8380	PO1000003784
Golden Oilindo Nusantara	Golden Oilindo Nusantara	-3.1192	104.6945	PO1000007509
Graha Inti Jaya	Graha Inti Jaya	-2.6739	114.3792	PO1000004232
Grahacipta Bangkojaya	Graha Cipta Bangko Jaya	-2.0853	102.4365	PO1000004094
Grahadura Leidongprima	Leidong Makmur	2.5836	99.7825	PO1000004217
Gruti Lestari Pratama	Gruti Lestari Pratama	0.5138	99.2713	PO1000007541
Guna Agung Semesta	Guna Agung Semesta	0.9881	101.2435	PO1000006328
Guna Setia Pratama	Guna Setia Pratama	0.4281	101.5966	PO1000008224
Gunajaya Karya	Gunajaya Karya	-2.4460	110.2660	NA
Gunajaya Karya Gemilang	Kendawangan	-2.4458	110.2658	PO1000003491
Gunta Samba Jaya	Merapun	1.3745	117.1445	PO1000006346
Gunung Maras Lestari	Gunung Maras Lestari	-1.9640	105.9516	PO1000004508
Gunung Melayu	Gunung Melayu II	2.7494	99.4697	PO1000002608
Gunung Sawit Mas	Gunung Sawit Mas	1.0806	100.2944	PO1000009580

Parent CompanyName	Mill Name	Latitude	Longitude	UML
Gunung Selamat Lestari	Gunung Selamat Lestari	2.0399	100.0450	PO1000004511
Hap Seng Plantations (River Estates) Sdn Bhd	Bukit Mas	5.3373	118.4736	PO1000000185
Hap Seng Plantations (River Estates) Sdn Bhd	Tomanggong	5.4273	118.6593	PO1000002136
Harapan Rimba Raya	Sungai Kedang	-0.6585	115.4965	NA
Harapan Sawit Lestari	Manis Mata	-2.4832	111.0184	PO1000001208
Hardaya Inti Plantations	Leok	1.0264	121.3608	PO1000006348
Hari Sawit Jaya	Negeri Lama II	2.3597	100.0353	PO1000003004
Hariyama Sdn Bhd	Hariyama	2.6561	111.8553	PO1000010027
Harkat Sejahtera	Harkat Sejahtera	3.0650	99.4283	PO1000004203
Harn Len Corporation Bhd	Lian Hup	2.7781	102.9620	PO1000006234
Hasil Karya Bumi Sejati	Hasil Karya Bumi Sejati	1.4511	100.6165	PO1000004260
Havys Oil Mill Sdn Bhd	Havys	2.8923	102.6627	PO1000003785
Herfinata Palm And Plantation	Herfinata Palm And Plantation	1.8541	100.1658	PO1000004496
Hilltop Palms Sdn Bhd	Tali Ayer	5.0523	100.5156	PO1000003966
Hindoli	Mukut	-2.4414	104.4194	PO1000003254
Hindoli	Sungai Lilin	-2.6081	104.1253	PO1000000058
Hindoli	Tanjung Dalam	-2.5496	103.9440	PO1000009068
Hok Huat Oil Mill Sdn Bhd	Bukit Pasir	2.0851	102.6976	PO1000003812
Hok Huat Oil Mill Sdn Bhd	Kluang	2.0587	103.3616	PO1000003787
Huta Bayu Marsada	Huta Bayu Marsada	3.0638	99.3336	PO1000004200
Hutahaeen	Dalu Dalu	1.1785	100.2703	PO1000004443
Hutahaeen	Teluk Sono	1.0600	100.7572	PO1000004241
Hutan Alam Lestari	Hutan Alam Lestari	-1.6109	103.3424	PO1000008611
Igan Oil Mill Sdn Bhd	Ta Ann Pelita Igan	2.7832	111.7378	PO1000010947
Ijm Edible Oils Sdn Bhd	Desa Talisai	5.7064	117.5358	PO1000003789
Ijm Edible Oils Sdn Bhd	Minat Teguh	5.8179	117.8694	PO1000003790
Ijm Edible Oils Sdn Bhd	Sabang 1	6.2338	117.5288	PO1000003741
Ijm Edible Oils Sdn Bhd	Sabang 2	6.3518	117.4793	PO1000003792
Ika Bina Agro Wisesa	Ika Bina Agro Wisesa	5.1330	97.0909	PO1000010793
Indo Sawit Kekal	River View	-2.5145	110.9147	PO1000002360
Indomakmur Sawit Berjaya	Indomakmur Sawit Berjaya	0.9349	100.3520	PO1000007548
Indomas Mitra Teknik	Indomas Mitra Teknik	3.2259	97.9805	PO1000004286
Indonesia Plantation Synergy	Indonesia Plantation Synergy	0.7861	117.9984	PO1000006145
Indotruba Tengah	Sekunyir	-2.4447	112.0067	PO1000000321
Indupalsa	Industria De Palma Aceitera De Loreto Y San Martin	-6.3104	-76.2793	PO1000008573
Industria Chiquibul S.A.	Industria Chiquibul S.A.	16.0154	-90.3937	PO1000008338
Industrial Aceitera De Casanare S.A. Sucursal Colombia S.A.	Industrial Aceitera De Casanare S.A.	5.0879	-71.9600	PO1000008301

Parent CompanyName	Mill Name	Latitude	Longitude	UML
Industrias Oleaginosas Monte Alegre	Industrias Oleaginosas Monte Alegre	-8.6495	-74.9762	NA
Inecda Plantations	Inecda	-0.4932	102.3676	PO1000004128
Innoprise Plantations Berhad	Serijaya Industri Sdn Bhd	4.7930	117.3536	PO1000003793
Intan Sejati Andalan	Intan Sejati Andalan	1.4327	101.2857	PO1000004259
Internusa Prima Makmur	Teluk Dalam	2.8523	99.6736	PO1000004142
Inti Guna Nabati	Inti Guna Nabati	-2.4165	102.6807	PO1000004852
Inti Indosawit Subur	Buatan I	0.4344	101.8250	PO1000000021
Inti Indosawit Subur	Buatan II	0.4600	101.8674	PO1000000382
Inti Indosawit Subur	Muara Bulian	-1.5851	103.2012	PO1000000279
Inti Indosawit Subur	Negeri Lama I	2.3597	100.0419	PO1000002147
Inti Indosawit Subur	Pangkalan Lesung	0.0262	102.1208	NA
Inti Indosawit Subur	Tanjung Pauh	-0.0977	101.2979	PO1000006173
Inti Indosawit Subur	Tanjung Selamat	2.1289	100.0089	PO1000002607
Inti Indosawit Subur	Tungkal Ulu	-1.3014	102.9794	PO1000000345
Inti Indosawit Subur	Ukui I	-0.2232	102.0950	PO1000000148
Inti Indosawit Subur	Ukui II	-0.2770	102.1161	PO1000002491
Inti Karya Plasma Perkasa	Inti Karya Plasma Perkasa	0.5443	101.2538	PO1000004198
IOI Corporation Berhad	Baturong	4.7553	118.0886	PO1000000118
IOI Corporation Berhad	Bukit Leelau	3.3027	103.1379	PO1000000120
IOI Corporation Berhad	Gomali	2.6118	102.6787	PO1000000094
IOI Corporation Berhad	Leepang	5.5491	118.4376	PO1000001094
IOI Corporation Berhad	Mayvin	5.5553	117.2264	PO1000000122
IOI Corporation Berhad	Morisem	5.4935	118.3700	PO1000001098
IOI Corporation Berhad	Pamol Kluang	2.1104	103.3923	PO1000000109
IOI Corporation Berhad	Sakilan	5.8393	117.8437	PO1000000110
IOI Corporation Berhad	Unico	5.1501	118.2221	PO1000003796
IOI Corporation Berhad	Unico Desa	5.4131	118.5293	PO1000003797
Ivo Mas Tunggal	Libo	0.9286	101.2064	PO1000001057
Ivo Mas Tunggal	Sam-Sam	0.9375	101.3002	PO1000001058
Ivo Mas Tunggal	Ujung Tanjung	0.9697	101.2608	PO1000001056
Jabal Perkasa	Jabal Perkasa	1.0611	100.1319	PO1000007524
Jatim Jaya Perkasa	Simpang Damar	1.9474	100.7371	PO1000004504
Jaya Baru Pertama	Jaya Baru Pertama	4.0652	98.2178	PO1000004563
Jaya Mandiri Sukses	Bangkirai	-0.5634	116.3739	PO1000004857
Jaya Palma Nusantara	Jaya Palma Nusantara	3.9633	98.3628	PO1000004553
Jeng Huat (Bahau) Realty Sdn Bhd	Jeng Huat	3.1038	102.4581	PO1000003804
Jeng Huat (Bahau) Realty Sdn Bhd	Ladang Bukit Cantek	2.3423	103.4384	NA
Jernih Kemboja Sdn Bhd	Jernih Kemboja	2.4888	102.9368	PO1000007656

Parent CompanyName	Mill Name	Latitude	Longitude	UML
Jeroco Plantations Sdn Bhd	Jeroco 1	5.4311	118.4172	PO100000936
Jeroco Plantations Sdn Bhd	Jeroco 2	5.4311	118.4172	PO1000003100
Jin Lee	Jin Lee	1.4450	103.9114	NA
JT Oil Development Sdn Bhd	Wealth Houses	2.3895	111.3522	PO1000003798
Jugra Palm Oil Mill Sdn Bhd	Jugra	2.8459	101.4672	PO1000007526
Kahang Palm Oil Mill Sdn Bhd	Kahang Palm Oil Mill Sdn Bhd	2.3423	103.4384	PO1000003805
Kalimantan Agro Nusantara	Kalinusa Rantau Pulung	0.6763	117.2273	PO1000011591
Kalimantan Agro Pusaka	Sungai Sepeti	-0.8290	109.8860	PO1000007463
Kalimantan Ria Sejahtera	Sondai Muara	-1.1800	114.0320	PO1000007618
Kalimantan Sanggar Pusaka	Kalimantan Sanggar Pusaka	0.0831	111.1921	PO1000007534
Kalimantan Sawit Kusuma	Kalimantan Sawit Kusuma	-2.2881	111.1678	PO1000004163
Kamparindo Agro Industri	Kamparindo Agro Industri	0.8640	101.2860	PO1000008268
Karimun Aromatics	Karimun Aromatics	4.0131	98.1495	PO1000006182
Karunia Kencana Permai Sejati	Karunia Kencana Permai Sejati	-2.2399	112.6305	PO1000004150
Karya Abadi Sama Sejati	Karya Abadi Sama Sejati	1.4758	100.5988	PO1000008287
Karya Agung Sawita	Karya Agung Sawita	1.0657	99.9631	PO1000004431
Karya Agung Sawita	Papaso	0.8960	100.1082	PO1000010065
Karya Dewi Putra	Katingan Central	-1.4382	112.8741	PO1000007553
Karya Hevea Indonesia	Karya Hevea Indonesia	3.3744	99.0200	PO1000010805
Karya Indo Sejatitama	Karya Indo Sejatitama	-2.9979	102.7878	PO1000004075
Karya Indorata Persada	Karya Indorata Persada	0.1134	101.2356	PO1000007546
Karya Makmur Abadi	Karya Makmur Abadi	-2.0423	112.4900	PO1000007550
Karya Makmur Bahagia	Gunung Makmur	-1.7613	112.5974	PO1000001684
Karya Mitra Andalan	Karya Mitra Andalan	2.7846	99.6182	PO1000004126
Karya Pratama Niagajaya	Karya Pratama Niagajaya	3.3164	99.3138	PO1000004289
Karya Serasi Jaya Abadi	Karya Serasi Jaya Abadi	3.3423	99.2225	PO1000004329
Karya Tanah Subur	Karya Tanah Subur	4.3497	96.1644	PO1000004571
Karyanusa Ekadaya	Karyanusa Eka Daya 1	0.9919	116.7537	PO1000008274
Kasmar Matano Persada	Kasmar Matano Persada	-2.5414	120.3034	PO1000011558
Kayan Plantation	Kayan Plantation	2.6822	117.6053	NA
Kayung Agro Lestari	Kayung Agro Lestari	-1.4505	110.2320	PO1000006366
Kebun Pantai Raja	Tanjung Pauh	-0.0575	101.2419	PO1000004341
Keck Seng (M) Berhad	Masai	1.5405	103.9650	PO1000000505
Kedaton Mulia Primas	Kedaton Mulia Primas	-1.9072	103.0136	PO1000008345
Kema Development Sdn Bhd	Kema Development	3.7293	102.8888	PO1000006194
Kemilau Indah Nusantara	Sungai Bengalon	0.7229	117.6575	PO1000008264
Kemilau Permata Sawit	Sijunjung	-0.9038	101.3981	PO1000006186
Kencana Andalan Nusantara	Kencana Andalan Nusantara	1.7837	100.3924	PO1000004487
Kencana Graha Permai	Kenanga	-2.1404	110.5158	PO1000001638
Kencana Inti Perkasa	Aek Nopan	2.5675	99.5785	PO1000006247

Parent CompanyName	Mill Name	Latitude	Longitude	UML
Kencana Permata Nusantara	Kencana Permata Nusantara	3.4522	98.6986	PO1000007566
Kencana Persada Nusantara	Kencana Persada Nusantara	1.1754	100.2327	PO1000004442
Kencana Utama Sejati	Kencana Utama Sejati	1.0690	100.1172	PO1000007569
Keningau Palm Oil Mill Sdn Bhd	Keningau Pom	5.1093	116.0942	PO1000004794
Kenram Palm Oil Industries	Kenram Palm Oil Industries	6.6780	124.6033	PO1000010952
Keresa Mill Sdn Bhd	Keresa	3.1641	113.6002	PO1000000340
Kerry Sawit Indonesia	Kerry Sawit Indonesia 1	-2.7846	112.5095	PO1000000146
Kerry Sawit Indonesia	Kerry Sawit Indonesia 2	-2.6970	112.4831	PO1000006323
Kesedar Perkilangan Sdn Bhd	Paloh 3	4.9999	102.2748	PO1000003809
Ketapang Agro Lestari	Ketapang Agro Lestari	-0.8756	115.8917	PO1000008567
KH Regional Group Inc.	Nacional Agro Industrial S.A.	16.2279	-90.1529	PO1000007305
Kharisma Agro Sejahtera	Kharisma Agro Sejahtera	-0.7523	102.2446	PO1000008231
Kharisma Iskandar Muda	Kharisma Iskandar Muda	4.0922	96.4407	PO1000010061
Kharisma Wirajaya Palma	Kharisma Wirajaya Palma	0.8260	100.9162	PO1000010794
Kian Hoe Plantations Bhd	Coronation	2.0228	103.2672	PO1000003811
Kian Hoe Plantations Bhd	Kian Hoe Plantations	2.0063	103.3014	PO1000006363
Kilang Kelapa Sawit Fortuna Sdn Bhd	Fortuna	6.0475	117.2197	PO1000003813
Kilang Kelapa Sawit Jerantut Sdn Bhd	Jerantut	3.8620	102.3455	PO1000007530
Kilang Kelapa Sawit Lekir Sdn Bhd	Lekir	4.1512	100.7812	PO1000003815
Kilang Kelapa Sawit Pinangah Sdn Bhd	Pinangah	4.4910	118.4377	PO1000003827
Kilang Kelapa Sawit Selumpur Sdn Bhd	Selumpur	2.6663	102.8070	PO1000003739
Kilang Kosfarm Sdn Bhd	Kosfarm	2.9934	102.8200	PO1000003871
Kilang Minyak Kelapa Sawit Lum Sdn Bhd	Lum	2.7436	102.9388	PO1000007601
Kilang Minyak Kelapa Sawit Semantan Sdn Bhd	Semantan	3.4692	102.3137	PO1000006204
Kilang Minyak Sawit Kamunting Sdn Bhd	Kamunting	4.9227	100.7197	PO1000003817
Kilang Minyak Sawit Meru Sdn Bhd	Meru	3.0091	101.4968	PO1000008384
Kilang Minyak Sawit Tg Tualang (1997) Sdn Bhd	Tg Tualang	4.3052	101.0390	PO1000003818
Kilang Sawira Makmur Sdn Bhd	Sawira Makmur	2.9676	103.0924	PO1000003752
Kilang Sawit Bell Sdn Bhd	Kilang Sawit Bell	5.2047	118.0771	PO1000003819
Kilang Sawit C.P. Sdn Bhd	Charuk Putting	3.4401	102.4899	PO1000006206
Kilang Sawit Lembing Sdn Bhd	Lembing	3.8927	103.0996	PO1000003820
Kilang Sawit Muar Bhd	Muar	2.0094	102.6799	PO1000003821
Kilang Sawit Panji Alam Sdn Bhd	Panji Alam	4.3744	103.3492	PO1000003822

Parent CompanyName	Mill Name	Latitude	Longitude	UML
Kilang Sawit United Bell Sdn Bhd	United BellI	1.5655	103.4680	PO1000003823
Kim Loong Palm Oil Mills Sdn Bhd	Kota Tinggi	1.8080	103.9620	PO1000003825
Kim Loong Sabah Mills Sdn Bhd	Telupid	5.4673	116.9896	PO1000003826
Kimia Tirta Utama	Kimia Tirta Utama	0.6746	101.7289	PO1000004408
KL-Kepong (Sabah) Sdn Berhad	Bornion	5.6090	117.7899	PO1000000261
KL-Kepong (Sabah) Sdn Berhad	Lungmanis	5.0840	118.5883	PO1000000263
KL-Kepong (Sabah) Sdn Berhad	Mill 2	4.4551	118.2238	PO1000000428
KL-Kepong (Sabah) Sdn Berhad	Pinang	4.4504	118.2782	PO1000000427
KL-Kepong (Sabah) Sdn Berhad	Rimmer	5.0193	118.5715	PO1000000262
Koong Shing Sdn Bhd	Ting kayu	4.8276	118.0633	PO1000004796
Koperasi Prima Jasa	Koperasi Prima Jasa	4.5983	97.9018	PO1000004309
Kresna Duta Agroindo	Jelatang	-2.0722	102.4858	PO1000001344
Kresna Duta Agroindo	Langling	-2.1008	102.3744	PO1000001345
Kresna Duta Agroindo	Pelakar	-2.1853	102.6422	PO1000002863
Kridatama Lancar	Sukamandang	-2.0622	112.3154	PO1000000322
Kruing Lestari Jaya	Sungai Perak	-0.6614	115.5897	PO1000007599
Kuala Lumpur Kepong Berhad	Batu Lintang	5.1936	100.6284	PO1000000894
Kuala Lumpur Kepong Berhad	Changkat Chermin	4.2753	100.7850	PO1000000896
Kuala Lumpur Kepong Berhad	Jeram Padang	2.7351	102.4085	PO1000000280
Kuala Lumpur Kepong Berhad	Kekayaan Palm Oil Mill	2.2045	103.2704	PO1000000201
Kuala Lumpur Kepong Berhad	Kilang Kekayaan	2.2745	103.2833	PO1000008382
Kuala Lumpur Kepong Berhad	Kuala Pertang	5.6231	102.2381	PO1000001968
Kuala Lumpur Kepong Berhad	Paloh Kks	2.2112	103.2131	PO1000003830
Kuala Lumpur Kepong Berhad	Tanjong Malim	3.6950	101.4857	PO1000000892
Kuala Lumpur Kepong Berhad	Tuan Mee	3.2652	101.4633	PO1000000895
Kuala Mas Sawit Abadi	Kuala Mas Sawit Abadi	1.8123	100.0244	PO1000004489
Kuantan Trading Oil Mill Sdn Bhd	Kuantan Trading	2.7295	102.9400	PO1000003831
Kub Maju Mill Sdn Bhd	Kub Maju Mill	2.8581	111.9308	PO1000007444
Kumpulan Kris Jati Sdn Bhd	Trusan	4.8286	115.2651	PO1000003937
Kurnia Batang Hari Berjaya	Kurnia Batang Hari Berjaya	-1.7887	103.0797	PO1000009559
Kurnia Mitra Sawit	Kurnia Mitra Sawit	2.4089	99.6967	PO1000008194
Kurnia Palma Agung Lestari	Kurnia Palma Agung Lestari	-1.7908	102.2581	NA
Kutai Balian Nauli	Kutai Balian Nauli	0.7500	117.3500	PO1000007638
Kwala Gunung	Lima Puluh	3.1639	99.4824	PO1000004285
Kwala Intan Sawit Selatan	Kwala Intan Sawit Selatan	2.4641	99.6382	PO1000004205
Kwantas Oil	Kwantas Oil	5.0214	118.3561	NA
Kwantas Oil Sdn Bhd	Haranky	5.2130	118.0644	PO1000002799
Kwantas Oil Sdn Bhd	Mewah	5.2546	117.9090	PO1000008304

Parent CompanyName	Mill Name	Latitude	Longitude	UML
Kwantas Oil Sdn Bhd	Pintasan	5.2292	117.7169	PO1000009024
Ladang Mills Sdn Bhd	Ladang Mill	5.6183	117.6453	PO1000003838
Ladang Permai Sdn Bhd	Batu Putih	5.5800	117.9460	PO1000003938
Ladang Permai Sdn Bhd	Permai	5.1873	118.4403	PO1000003939
Ladang Petri Tenggara Sdn Bhd	Sungai Kachur	1.7833	103.7627	PO1000003945
Ladang Petri Tenggara Sdn Bhd	Ulu Sebol	1.8886	103.6218	PO1000004838
Ladang Rakyat Terengganu Sdn Bhd	Ladang Rakyat	4.1407	103.2190	PO1000003833
Ladang Sabah Sdn Bhd	Ladang Sabah	5.7300	117.5778	PO1000000541
Ladang Sawit Mas	Bukit Tunggul Jaya	-1.5464	110.3440	PO1000004316
Ladang Serasa Sdn Bhd	Serasa	5.0995	102.1758	PO1000003941
Ladang Tai Tak (Kota Tinggi) Sdn Bhd	Tai Tak	1.6939	103.8586	PO1000003834
Ladang Tapis Sdn Bhd (LTSB)	Kilang Sawit Tapis	5.5075	101.9358	PO1000008312
Ladangrumpun Suburabadi	Angsana	-3.6143	115.6108	PO1000000325
Laguna Mandiri	Betung	-2.3792	116.2031	PO1000001380
Laguna Mandiri	Rantau Factory	-2.4392	116.1142	PO1000000323
Lam Soon Plantations Sdn Bhd	Dara Lam Soon Sdn.Bhd	3.1570	103.1636	PO1000007798
Lam Soon Plantations Sdn Bhd	Lam Soon	5.2548	118.1752	PO1000003835
Lambang Sawit Perkasa	Lambang Sawit Perkasa	-2.2238	102.4805	PO1000004090
Lanang Agro Bersatu	Lanang Agro Bersatu	-1.2135	110.5234	PO1000008658
Langgak Inti Lestari	Langgak Inti Lestari	0.6349	100.5918	PO1000007567
Langgeng Muara Makmur	Bebunga	-2.3736	116.3297	PO1000000324
Langkat Nusantara Kepong	Stabat	3.7597	98.3931	PO1000005803
Langkat Sawithijau Pratama	Langkat Sawithijau Pratama	3.4973	98.2247	PO1000006202
Lenga Palmoil Industries Sdn Bhd	Lenga	2.2264	102.5693	PO1000003836
Leomas Anugerah Bersaudara	Leomas Anugerah Bersaudara	3.4124	98.7346	PO1000008239
Lestari Tani Teladan	Lestari Tani Teladan	-1.3705	119.4866	PO1000008218
Letawa	Letawa	-1.3321	119.4282	PO1000004109
Libo Sawit Perkasa	Libo Sawit Perkasa	0.9563	101.1405	PO1000004239
Limpah Sejahtera	Limpah Sejahtera	-1.7162	110.3544	PO1000007571
Lingga Tiga Sawit	Lingga Tiga Sawit	2.0144	99.8797	PO1000008152
Liziz Plantation Sdn Bhd	Liziz	4.8718	101.8056	PO1000003839
LKPP Corporation Sdn Bhd	Lcsb Lepar	3.5926	103.0830	PO1000003840
Lubuk Bendahara Palma Industri	Lubuk Bendahara Palma Industri	0.6672	100.5080	PO1000010051
Mahakam Sawit Plantation	Mahakam Sawit Plantation	-0.3387	116.8807	PO1000008603
Mahamurni Plantations Sdn Bhd	Palong Cocoa	2.7064	102.7850	PO1000001265
Mahamurni Plantations Sdn Bhd	Pasir Panjang	2.0180	103.9486	PO1000005256
Mahato Inti Sawit	Mahato Inti Sawit	1.3733	100.2986	NA
Mahuning	Mahuning	-1.4593	113.3974	PO1000010795

Parent CompanyName	Mill Name	Latitude	Longitude	UML
Maju Indo Raya	Aek Sibirong	1.4093	98.8583	PO1000004461
Maju Kalimantan Hadapan	Seguntung	0.0153	116.9684	PO1000004334
Makmur Abadi Raya	Makmur Abadi Raya	3.8069	98.3417	PO1000004541
Makmur Andalan Sawit	Makmur Andalan Sawit	0.0691	102.1246	PO1000004345
Malmaju Bina Sdn Bhd	Malmaju Bina	5.1748	100.6741	PO1000003842
Malpom Industries Bhd	Malpom Industries	5.2078	100.4839	PO1000003843
Malsa Corporation Sdn Bhd	Malsa	5.7819	117.6572	PO1000003844
Mandiri Sawit Bersama	Aek Tinga	1.0736	99.9951	PO1000004246
Manis Oil Sdn Bhd	Manis	2.1312	111.8931	PO1000003908
Maskapai Perkebunan Leidong West Indonesia	Maskapai Perkebunan Leidong West	-1.9014	105.4764	PO1000001372
Masranti Plantation Sdn Bhd	Masranti	1.1161	110.8245	PO1000005246
Maujaya Sdn Bhd	Maujaya	2.4389	111.5244	PO1000003799
Mawar Mentari Sdn Bhd	Mawar Mentari	2.8672	102.3161	PO1000008196
Maxiwealth Holdings Sdn Bhd	Lassa	2.5197	111.6408	PO1000003800
Maya Agro Investama	Kedipi	-2.3404	110.9696	PO1000004853
Mazuma Agro Indonesia	Mazuma Agro Indonesia	1.1287	100.1545	PO1000004438
Mega Hijau Lestari	Mega Hijau Lestari	-1.2408	116.6450	PO1000006310
Meganusa Intisawit	Indra Sakti	-0.5692	102.3059	PO1000001065
Melangking Oil Palm Plantation Sdn Bhd	Melangking	5.6222	118.2473	PO1000004797
Melewar Properties Sdn Bhd	Melewar	5.2722	118.0534	PO1000000527
Melur Gemilang Sdn Bhd	Melur Gemilang	1.2097	110.8140	PO1000003942
Mentaya Sawit Mas	Mentaya Sawit Mas	-2.1647	112.5694	PO1000003150
Merangkai Artha Nusantara	Merangkai Artha Nusantara	1.2125	100.2935	PO1000004444
Merbaujaya Indahraya	Merbaujaya Indahraya	2.2839	99.7803	PO1000004161
Meridan Sejatisurya Plantation	Meridan Sejati Surya Plantation	0.5380	101.7299	PO1000002637
Meridan Sejatisurya Plantation	Meridan Sejati Surya Plantation Bangsal Aceh	1.7235	101.3789	PO1000006259
Meridian Plantations Sdn Bhd	Meridian	6.4548	117.4312	PO1000003949
Merlung Inti Lestari	Merlung Inti Lestari	-1.3286	103.2737	PO1000011556
Meskom Agro Sarimas	Meskom Agro Sarimas	1.5488	102.0885	PO1000004470
Metanik	Metanik	2.7891	114.4464	NA
Milik Mestika Sdn Bhd	Milik Mestika	2.4016	102.6672	PO1000007581
Minsawi Industries (Kuala Kangsar) Sdn Bhd	Minsawi	4.9036	100.9070	PO1000003849
Mitra Agro Sentosa	Mitra Karya Sentosa	0.7646	110.6684	NA
Mitra Agrolika Sejahtera	Muara Bahar	-1.9629	103.6155	PO1000004323
Mitra Agung Sawita Sejati	Mitra Agung Sawita Sejati	3.2964	99.3050	PO1000004288
Mitra Agung Swadaya	Kelayang	-0.4934	102.0625	PO1000004389
Mitra Bumi	Mitra Bumi	0.4537	101.0557	PO1000004327

Parent CompanyName	Mill Name	Latitude	Longitude	UML
Mitra Karya Agro Indo	Tangar	-2.2436	112.2993	PO1000004656
Mitra Niaga Sejati Jaya	Mitra Niaga Sejati Jaya	4.0532	98.1363	PO1000004562
Mitra Sawit Jambi	Mitra Sawit Jambi	-1.3169	103.0868	PO1000004110
Mitra Unggul Pusaka	Penarikan	0.1934	101.7951	PO1000008155
Mitra Unggul Pusaka	Segati	0.1414	101.6467	PO1000004157
Mitrasari Prima	Mitrasari Prima	0.1363	101.7050	PO1000007464
MJM (Palm Oil Mill) Sdn Bhd	Mjm	3.9609	113.7915	PO1000003850
Mong Reththy Investment Cambodia Oil Palm Co., Ltd	Anlong Kropeu Palm Oil Mill	10.9597	103.9078	PO1000000223
Mong Reththy Investment Cambodia Oil Palm Co., Ltd	Monorum Palm Oil Mill	10.9094	103.8345	PO1000003115
Monsok Palm Oil Mill Sdn Bhd	Monsok	5.6721	117.4110	PO1000008315
Mopoli Raya	Alue Kuyun	4.4574	96.1615	PO1000004308
Mopoli Raya	Tamiang	4.2909	98.1532	PO1000004570
Muara Jambi Sawit Lestari	Muara Jambi Sawit Lestari	-1.2561	103.7070	PO1000008221
Muaratoyu Subur Lestari	Muaratoyu Subur Lestari	-1.3518	116.3829	PO1000004107
Mukah Kilang Kelapa Sawit Sdn Bhd	Mukah Kilang Kelapa Sawit	2.9061	112.3086	PO1000006304
Mulia Agro Permai	Mulia Agro Permai	-2.4326	112.7532	PO1000008095
Mulia Tani Jaya	Mulia Tani Jaya	3.8665	98.3549	PO1000009020
Multi Agro Sentosa	Multi Agro Sentosa	0.7708	100.8853	PO1000004418
Multi Guna Lestari Abadi	Multi Guna Lestari Abadi	-0.9596	102.7487	PO1000008226
Multi Palma Sejahtera	Si Kijang	0.4144	101.6668	PO1000004172
Multi Prima Entakai	Semuntai	0.0594	110.7497	PO1000004343
Multiagro Sumatera Jaya	Multiagro Sumatera Jaya	1.0789	100.0551	PO1000008398
Muriniwood Indah Industry	Murini Wood Indah Industri	1.3938	101.3053	PO1000004257
Musim Mas	Pangkalan Lesung	-0.0500	102.0750	PO1000000355
Mustika Agro Sari	Mustika Agro Sari	-0.1133	101.2933	PO1000008400
Mustika Agung Sarana Sejahtera	Mustika Agung Sarana Sejahtera	1.7500	100.9333	PO1000007661
Mustika Agung Sawit Gemilang	Mustika Agung Sawit Gemilang	-0.5253	101.9934	PO1000011182
Mustika Agung Sawit Sejahtera	Mustika Agung Sawit Sejahtera	1.2242	101.2424	PO1000004255
Mustika Sembuluh	Mustika Sembuluh 1	-2.5905	112.5113	PO1000000144
Mustika Sembuluh	Mustika Sembuluh 2	-2.4571	112.4997	PO1000007984
Mutiara Nusa Agro Sejahtera	Mutiaranusa Agro Sejahtera	2.2692	99.7679	PO1000007662
Mutiara Sawit Lestari	Mutiara Sawit Lestari	4.8285	97.8399	PO1000009355
Mutiara Sawit Semesta	Mutiara Sawit Semesta	-1.6079	102.8632	PO1000008605
Mutiara Unggul Lestari	Mutiara Unggul Lestari	0.8558	101.3026	PO1000004421
Nafasindo	Nafasindo	2.4359	97.9153	PO1000004197
Nala Palma Cadudasa	Nala Palma Cadudasa	0.2789	116.8444	PO1000008160
Nam Bee Company Sdn Bhd	Nam Bee	2.4967	102.4906	PO1000003846
Nauli Sawit	Nauli Sawit	2.0841	98.3122	PO1000005145

Parent CompanyName	Mill Name	Latitude	Longitude	UML
Nikmat Halona Reksa	Seberida	-0.7347	102.5241	PO1000005106
Nirmala Abdi Damai	Sei Akar	-0.7929	102.5963	PO1000004117
Nirmala Agro Lestari	Nirmala Agro Lestari	-2.0919	111.4871	PO1000004932
Nunukan Jaya Lestari	Kempas	4.2059	117.2518	PO1000004306
Nunukan Sawit Mas	Nunukan Sawit Mas	3.8319	116.7580	PO1000004544
Olam Palm Gabon Sa	Bilala Palm Oil Mill	-1.6522	10.8545	PO1000006576
Oleaginosas Amazonicas S.A (Olamsa)	Oleaginosas Amazonicas S.A (OLAMSA) Mill 2	-8.6452	-74.9582	PO1000008555
Oleaginosas Del Peru (Olpesa)	Oleaginosas Del Peru (OLPESA)	-8.1415	-76.5941	PO1000008556
Oleaginosas San Marcos Ltda	Oleaginosas San Marcos Ltda	3.7332	-73.3420	PO1000007667
Olio Sas	Olio Sas	1.5711	-78.6750	NA
Padasa Enam Utama	Kalianta 1	0.4582	100.8020	PO1000004385
Padasa Enam Utama	Kalianta 2	0.5290	100.7770	PO1000004195
Palm Discovery Sdn Bhd	Palm Discovery/ Kulai Mas	1.8024	103.6239	PO1000003879
Palm Mas Asri, PT.	Dinamika Prima Artha	0.6656	117.3918	NA
Palm Mas Asri, PT.	Palm Mas Asri	-2.3733	110.6436	NA
Palma Abadi	Palma Abadi	-1.3213	103.2653	PO1000004452
Palma Agroindo Mandiri	Palma Agroindo Mandiri	-2.3825	111.3079	PO1000010796
Palma Bumi Lestari	Palma Bumi Lestari	0.4769	110.0628	NA
Palma Gemilang Kencana	Palma Gemilang Kencana	-1.2992	103.4866	PO1000010016
Palma Jaya Sejahtera	Palma Jaya Sejahtera	-1.8746	103.5603	PO1000004498
Palma Mas Sejati	Palma Mas Sejati	-3.7779	102.3690	PO1000004538
Palma Sur S.A.	Palma Sur S.A.	16.4283	-90.3419	PO1000006316
Palmaceite S.A.	Palmaceite S.A.	10.6189	-74.1689	PO1000004029
Palmar De Altamira S.A.S.	Palmar De Altamira S.A.S.	4.7505	-71.6825	PO1000004007
Palmaris Raya	Palmaris Raya	0.4447	99.2603	NA
Palmas De Tumaco S.A.S.	Palmas De Tumaco S.A.S.	1.5232	-78.7397	PO1000008289
Palmas Del Cesar S.A.	Palmas Del Cesar	7.8860	-73.4667	PO1000004752
Palmas Del Ixcan Ltda.	Palmas Del Ixcan Ltda.	15.9906	-90.4669	PO1000008418
Palmci	Palmci Toumanguie	5.3639	-3.3805	PO1000004771
Palmeras De La Costa S.A.	Palmeras De La Costa	10.1013	-74.0101	PO1000003031
Palmeras De Puerto Wilches S.A.	Palmeras De Puerto Wilches S.A.	7.3391	-73.8374	PO1000004014
Palmeras Santana Ltda	Palmeras Santana Ltda	4.5641	-72.9076	PO1000004003
Palmgroup Palm Oil Mill Sdn Bhd	Palm Group	2.8239	112.6345	PO1000003801
Paluta Inti Sawit	Paluta Inti Sawit	1.5540	99.8357	PO1000007540
Pamol Estates (Sabah) Sdn Bhd	Pamol Sabah	6.0024	117.3984	PO1000000052
Panca Mitra Katingan	Panca Mitra Katingan	-1.6983	113.1391	NA
Pancasurya Agrindo	Tambusai	1.1572	100.5083	PO1000006268
Pandewan Palm Oil Mill Sdn Bhd	Pandewan	4.9037	116.4756	PO1000010070

Parent CompanyName	Mill Name	Latitude	Longitude	UML
Pangkalan Baru Indah	Pangkalan Baru Indah	0.4236	101.5892	PO1000004383
Pangkatan Indonesia	Pangkatan	2.1031	99.9477	PO1000000283
Pantai Remis Palm Oil Mill Sdn Bhd	Pantai Remis	4.3672	100.6962	PO1000003857
Paramitra InternusaPratama	Belian	0.4870	111.8454	PO1000003782
Parasawita	Parasawita	4.3550	98.1524	PO1000010064
Parentname Is Millname	Langkat Makmur Jaya Sawita	3.8779	98.3405	PO1000011552
Paripurna Swakarsa	Pondok Labu	-2.4814	116.5125	PO1000000327
Parit Sembada	Parit Sembada	-2.7396	108.0018	PO1000005100
Patiware	Patiware	0.7407	108.9419	PO1000004869
Pembangunan Ladang Hassan Sdn Bhd	Ladang Hassan	5.7844	117.7001	PO1000003858
Peputra Masterindo	Peputra Masterindo	0.5898	100.9914	PO1000004400
Peputra Supra Jaya	Peputra Supra Jaya	0.1583	101.7816	PO1000008421
Perak Agro Mills Sdn Bhd	Kampung Gajah	4.2428	100.9689	PO1000003859
Perak Motor Company Sdn Bhd	Perak Motor	3.9650	101.1784	PO1000003860
Perawang AgroSejahtera	Perawang AgroSejahtera	0.5972	101.6211	NA
Perdana Intisawit Perkasa	Perdana Inti Sawit Perkasa 1	1.1402	100.4944	PO1000004253
Perdana Intisawit Perkasa	Perdana Inti Sawit Perkasa 2	1.1673	100.7048	PO1000007630
Perkasa Subur Sakti	Blang Simpo	4.7079	97.8384	PO1000000706
Perkebunan Hasil Musi Lestari	Perkebunan Hasil Musi Lestari	-3.2542	103.2380	PO1000008135
Perkebunan Kaltim Utama I	Perkebunan Kaltim Utama I	-0.7285	117.1855	PO1000007622
Perkebunan Lembah Bhakti	Perkebunan Lembah Bhakti 1	2.3142	97.9957	PO1000004167
Perkebunan Lembah Bhakti	Perkebunan Lembah Bhakti 2	2.5606	97.9487	PO1000008422
Perkebunan Milano	Aek Batu	1.8506	100.1457	PO1000004493
Perkebunan Nusantara I	Cot Girek	4.9285	97.3707	PO1000004311
Perkebunan Nusantara I	Pulau Tiga	4.1834	97.9368	PO1000004567
Perkebunan Nusantara I	Tanjung Seumantoh	4.3669	98.0883	PO1000004573
Perkebunan Nusantara II	Kwala Sawit	3.6919	98.1531	PO1000007585
Perkebunan Nusantara II	Pagar Merbau	3.5261	98.8984	PO1000004944
Perkebunan Nusantara II	Sawit Hulu	3.8431	98.2330	PO1000004545
Perkebunan Nusantara II	Sawit Seberang	3.7996	98.2771	PO1000004540
Perkebunan Nusantara III	Aek Nabara Selatan	2.0581	99.9553	PO1000001564
Perkebunan Nusantara III	Aek Raso	1.7039	100.1722	PO1000001566
Perkebunan Nusantara III	Aek Torop	1.7928	100.1558	PO1000001565
Perkebunan Nusantara III	Hapesong	1.4520	99.0685	PO1000006264
Perkebunan Nusantara III	Rambutan	3.3510	99.1697	PO1000004342
Perkebunan Nusantara III	Sei Baruhur	1.6885	100.2858	PO1000001784
Perkebunan Nusantara III	Sei Daun	1.6759	100.3233	PO1000004477
Perkebunan Nusantara III	Sei Mangkei	3.1308	99.3439	PO1000000879

Parent CompanyName	Mill Name	Latitude	Longitude	UML
Perkebunan Nusantara III	Sei Meranti	1.6433	100.4176	PO1000004927
Perkebunan Nusantara III	Sei Silau	2.9021	99.5094	PO1000004948
Perkebunan Nusantara III	Sisumut	1.9640	100.1082	PO1000003112
Perkebunan Nusantara III	Torgamba	1.7092	100.2891	PO1000004929
Perkebunan Nusantara IV	Adolina	3.5685	98.9481	PO1000004497
Perkebunan Nusantara IV	Air Batu	2.8597	99.6383	PO1000004280
Perkebunan Nusantara IV	Ajamu-I	2.4572	100.1607	PO1000004202
Perkebunan Nusantara IV	Bah Jambi	2.9863	99.2202	PO1000004181
Perkebunan Nusantara IV	Berangir	2.2247	99.7603	PO1000004134
Perkebunan Nusantara IV	Dolok Ilir	3.1204	99.1591	PO1000002539
Perkebunan Nusantara IV	Dolok Sinumbah	3.1129	99.3273	PO1000005868
Perkebunan Nusantara IV	Gunung Bayu	3.1441	99.3735	PO1000003210
Perkebunan Nusantara IV	Mayang	3.0332	99.3334	PO1000004281
Perkebunan Nusantara IV	Pabatu	3.2861	99.1092	PO1000002520
Perkebunan Nusantara IV	Pulau Raja	2.7019	99.6240	PO1000002335
Perkebunan Nusantara IV	Sosa	1.0489	100.0123	PO1000004428
Perkebunan Nusantara IV	Sungai Langkat	3.7003	98.2920	PO1000004524
Perkebunan Nusantara IV	Timur	0.3672	99.3076	PO1000004331
Perkebunan Nusantara IV	Tinjowan	3.0800	99.5127	PO1000004208
Perkebunan Nusantara V	Lubuk Dalam	0.6299	101.7796	PO1000004219
Perkebunan Nusantara V	Sei Buatan	0.6539	101.8648	PO1000004225
Perkebunan Nusantara V	Sei Garo	0.6440	101.1097	PO1000007605
Perkebunan Nusantara V	Sei Intan	0.7838	100.6116	PO1000006147
Perkebunan Nusantara V	Sei Rokan	0.7257	100.5790	PO1000005128
Perkebunan Nusantara V	Sei Tapung	0.5990	100.6190	PO1000008074
Perkebunan Nusantara V	Sungai Galuh	0.5469	101.2291	PO1000007604
Perkebunan Nusantara V	Sungai Pagar	0.3261	101.3525	PO1000006159
Perkebunan Nusantara V	Tanah Putih	1.7400	100.5100	PO1000004268
Perkebunan Nusantara V	Tandun	0.5992	100.6928	PO1000004402
Perkebunan Nusantara V	Tanjung Medang	1.5846	100.5890	PO1000008529
Perkebunan Nusantara V	Terantam	0.5788	100.7508	PO1000004206
Perkebunan Nusantara VI	Aur Gading	-1.8627	103.0207	PO1000007619
Perkebunan Nusantara VI	Bunut	-1.9109	103.4034	PO1000008199
Perkebunan Nusantara VI	Pinang Tinggi	-1.9626	103.4007	PO1000007559
Perkebunan Nusantara VI	Rimbu Dua	-1.3777	102.1677	PO1000005442
Perkebunan Nusantara VII	Bekri	-5.0739	105.1345	PO1000007477
Perkebunan Nusantara VII	Sungai Lengi	-3.5485	103.8442	PO1000006240
Perkebunan Nusantara VII	Unit Talang Sawit	-2.9688	104.1218	PO1000006237
Perkebunan Nusantara XIII	Kebun Gunung Meliau	-0.1068	110.2928	PO1000004350
Perkebunan Nusantara XIII	Kebun Rimba Belian	-0.0287	110.4541	PO1000007586

Parent CompanyName	Mill Name	Latitude	Longitude	UML
Perkebunan Nusantara XIII	Kembayan	0.4644	110.3758	PO1000008227
Perkebunan Nusantara XIII	Long Pinang	-1.9293	116.1243	PO1000008578
Perkebunan Nusantara XIII	Ngabang	0.3437	109.9387	PO1000008210
Perkebunan Nusantara XIII	Parindu	0.2506	110.3039	PO1000008159
Perkebunan Nusantara XIII	Pelaihari	-3.7255	114.7863	PO1000004066
Perkebunan Nusantara XIII	Samuntai	-1.6736	116.1262	PO1000008644
Perkebunan Nusantara XIV	Luwu	-2.6156	120.6545	PO1000009557
Perkebunan Pertanian Pati Sari	Pati Sari	4.0885	97.9609	PO1000004302
Perkebunan Sumatera Utara	Simpang Gambir	0.5958	99.3000	NA
Perkebunan Sumatera Utara	Tanjung Kasau	3.3010	99.2760	PO1000005212
Permata Citra Rangau	Permata Citra Rangau	1.2504	101.2504	PO1000008282
Permata Nusa Sejati	Permata Nusa Sejati	4.1738	117.4443	PO1000010069
Permata Nusa Sejati	PT Permata Nusa Sejati	-0.2978	111.6400	PO1000010945
Permata Subur Lestari	Permata Subur Lestari	0.0279	111.4334	PO1000008608
Persada Agro Sawita	Persada Agro Sawita	-0.4113	102.3595	PO1000006176
Persada Alam Jaya	Persada Alam Jaya	-1.0439	102.8872	PO1000008618
Persada Harapan Kahuripan	Rengas	-1.5953	102.7200	PO1000008397
Persada Nusa Nabati Indonesia	Persada Nusa Nabati Indonesia	0.6486	101.4851	PO1000006153
Pertubuhan Peladang Negeri Johor (PPNJ)	PPNJ Bukit Bujang	2.7999	102.7584	PO1000003861
Pertubuhan Peladang Negeri Johor (PPNJ)	PPNJ Kahang	2.1714	103.4796	PO1000003862
Pertubuhan Peladang Negeri Perak (PPNP)	Pertubuhan Peladang Negeri Perak (PPNP)	4.4583	100.7704	PO1000009568
Perusahaan Minyak Sawit Bintang Sdn Bhd	Bintang Palm Oil Mill	2.1574	103.1234	PO1000003863
Perusahaan Perkebunan & Dagang Indah Pontjan	Deli Muda	3.5642	99.0161	PO1000004294
Petaling Mandraguna	Maro Sebo	-1.4444	103.6279	PO1000004465
PH Palm Express Sdn Bhd	Fruit Express	1.5974	104.2133	PO1000006261
Pinago Utama	Pinago Utama	-2.7392	103.5685	PO1000004236
Pipit Mutiara Indah	Pipit Mutiara Indah	3.3247	117.1737	PO1000004325
Pitas Palm Oil Mill Sdn Bhd	Pitas	6.6752	116.9601	PO1000003854
Pola Kahuripan Inti Sawit	Kintap	-3.8104	115.1729	PO1000006244
Poliplant Sejahtera	Siriham	-2.2838	110.8683	PO1000004158
Pontian United Plantations Berhad	Pontian Fico	5.4238	118.1454	PO1000003196
Pratama Palm Abadi	Pratama Palm Abadi	-2.7641	103.2555	NA
Prima Jaya Lestari Utama	Prima Jaya Lestari Utama	2.3238	99.7344	PO1000008165
Prima Palm Latex Industri	Prima Palm Latex Industri	2.7831	99.2540	PO1000004125
Prima Sauhur Lestari	Prima Sauhur Lestari	3.0830	99.3018	PO1000004213
Primabahagia Permai	Primabahagia Permai	2.6722	117.7458	NA

Parent CompanyName	Mill Name	Latitude	Longitude	UML
Primanusa Global Lestari	Primanusa Global Lestari	-1.9897	119.3202	PO1000010010
Produk SawitindoJambi	Pelabuhan Dagang	-1.1392	103.0737	PO1000004439
Prosper Group	Merchong Palm Oil Mill	2.8036	103.3062	PO1000011183
Prosper Palm Oil Mill Sdn Bhd	Prosper	2.8908	102.5220	PO1000003872
PSS Oil Mill Sdn Bhd	PSS	3.3968	113.2877	PO1000003875
PT Sinergi Perkebunan Nusantara	Sinergi Perkebunan Nusantara	-1.9887	121.0123	PO1000011319
Pujaan Makmur Oil Mill Sdn Bhd	Pujaan Makmur	3.1818	102.4589	PO1000006211
Pujud Karya Sawit	Pujud Karya Sawit	1.3762	100.5289	PO1000004456
Putera Keritang Sawit	Putera Keritang Sawit	-0.8713	102.6613	PO1000008395
QL Plantation Sdn Bhd	QL Mill 1	4.4765	118.1981	PO1000003876
R.H. Plantations Sdn Bhd	RHP	3.7750	114.1040	PO1000003882
Raja Marga	Raja Marga	3.9855	96.6271	PO1000007572
Rakyat Ketengah Perwira Sdn Bhd	Rakyat Ketengah Perwira	4.1192	103.2035	PO1000003878
Ramajaya Pramukti	Ramarama	0.5335	101.0764	PO1000001062
Rana Wastu Kencana	Rana Westu Kencana	1.1459	109.3183	PO1000004254
Rantau Gedang	Rantau Gedang	-1.5322	102.9061	PO1000010883
Rapi Teknik	Rapi Teknik	2.9997	99.2168	PO1000004189
Raub Mining & Development Company Sdn Bhd	Raub	3.8433	101.8555	PO1000007577
Raya Padang Langkat	Raya Padang Langkat	3.9465	98.3661	PO1000004550
Rebinmas Jaya	Rebinmas Jaya	-2.7334	107.9015	PO1000007580
Reforestadora De Palma Del Peten S.A. (Repsa)	Repsa I	16.1187	-90.0718	PO1000003998
Reforestadora De Palma Del Peten S.A. (Repsa)	Repsa II	16.1397	-90.1658	PO1000004002
Retus Plantation Sdn Bhd	Retus	2.4656	111.9313	PO1000003943
Rezeki Kencana	Rezeki Kencana	-0.2664	109.2521	PO1000004368
RH Balingian	RH Balingian Palm Oil Mill Sdn Bhd	2.8722	112.4524	PO1000003881
RH Selangau Palm Oil Mill Sdn Bhd	RH Selangau	2.5848	112.3346	PO1000003883
Riau Agri	Riau Agri	-0.6408	102.7948	PO1000007590
Riau Kampar Sahabat Sejati	Sukaramai	0.6589	100.8967	PO1000006152
Rigunas Agri Utama	Bungo Tebo	-1.3465	102.4563	PO1000002913
Rigunas Agri Utama	Peranap	-0.5847	102.0194	PO1000002063
Rimba Harapan Sakti	Rimba Harapan Sakti	-2.8358	112.5718	PO1000003486
Rimba Mujur Mahkota	Sikarakara	0.6721	99.0920	PO1000001960
Rinwood Pelita (Mukah) Plantation Sdn Bhd	Rinwood Pelita	2.8737	112.2445	PO1000004799
Risda Estates Sdn Bhd	Risda Durian Mas	4.5951	103.2028	PO1000006353

Parent CompanyName	Mill Name	Latitude	Longitude	UML
Risda Estates Sdn Bhd	Risda Sg Ambat	2.1947	103.8780	PO1000003749
Risda Estates Sdn Bhd	Risda Ulu Keratong	2.7375	102.9106	PO1000003750
Risman Scham Palm Indonesia	Risman Scham Palm Indonesia	-0.9593	102.7785	PO1000008225
Rohul Sawit Industri	Sukadamai	0.6833	100.5292	PO1000004410
Rompin Palm Oil Mill Sdn Bhd	Rompin	3.0772	103.1747	PO1000003873
RSB Lundu Palm Oil Mill Sdn Bhd	Lundu	1.5093	109.9061	PO1000004798
RSB Palm Oil Mill Sdn Bhd	RSB	3.6655	114.0171	PO1000008399
Rudy Agung Agra Laksana	RAAL	-1.2762	103.2487	PO1000004112
Runding Putra Persada	Runding Putra Persada	2.4627	97.9396	PO1000007625
Sabah Softwoods Bhd	Kapilit	4.5049	117.5287	PO1000007657
Sabahmas Plantation Sdn Bhd	Sabahmas	5.1792	118.4052	PO1000000066
Saban Sawit Subur	Sempidan	-0.0342	110.0665	PO1000007672
Sabut Mas Abadi	Sabut Mas Abadi	-2.5440	111.6697	NA
Sago	Anggoli	1.5386	98.9846	PO1000010811
Sago Nauli	Sago Nauli Sinunukan	0.4695	99.2227	PO1000004387
Sahabat Mewah & Makmur	Jangkang	-2.9969	107.8767	PO1000000531
Salamanca Oleaginosas S.A.	Salamanca Oleaginosas S.A.	1.4662	-78.7402	PO1000008286
Salcra	Lubok Antu 2	1.3302	111.4510	PO1000011173
Samudera Sawit Nabati	Samudera Sawit Nabati	2.7667	97.9367	PO1000004242
Sandika Natapalma	Lembiru	-2.1700	110.6678	PO1000001867
Sankina Oil Mills Sdn Bhd	Takon	5.0644	118.8122	PO1000003803
Santa Rosa S.A.	Santa Rosa I	14.2186	-91.3985	PO1000006138
Sapuga S.A.	Sapuga S.A.	4.1480	-72.0372	PO1000003996
Sarana Prima Multi Niaga	Sarana Prima Multi Niaga	-1.9907	112.9231	PO1000003976
Saraswanti Sawit Makmur	Saraswanti Sawit Makmur	-2.2669	116.0150	PO1000006226
Saratok Palm Oil Mill Sdn Bhd	Saratok	1.7125	111.4300	PO1000004833
Sarawak Oil Palms Berhad	Galasah	3.6110	113.6614	PO1000003889
Sarawak Oil Palms Berhad	Lambir	4.1292	113.9851	PO1000010068
Sarawak Oil Palms Berhad	Sabaju	3.1975	113.5098	PO1000006347
Sarawak Oil Palms Berhad	Sepakau	2.9684	113.8659	PO1000008201
Sarawak Oil Palms Berhad	Tinbarap	4.0219	114.2876	PO1000006180
Sarawak Oil Palms Berhad - Balingian	Sarawak Oil Palms Berhad - Balingian	2.9811	112.4788	PO1000011214
Sarawak Plantation Agriculture Development (SPAD) Sdn Bhd	Mukah Mill	2.6508	112.3301	PO1000003897
Sarawak Plantation Agriculture Development (SPAD) Sdn Bhd	Niah	3.8742	113.8614	PO1000003898
Saremas Sdn Bhd	Saremas 1	3.5249	113.7444	PO1000000091
Saremas Sdn Bhd	Saremas 2	3.4505	113.7656	PO1000000093
Sari Aditya Loka	Sari Aditya Loka 2	-1.6513	102.3082	PO1000008403
Sari Buah Sawit	Sari Buah Sawit	-0.0496	99.8831	PO1000007594

Parent CompanyName	Mill Name	Latitude	Longitude	UML
Sari Lembah Subur	Sari Lembah Subur 1	-0.0510	102.2520	PO1000004935
Sari Lembah Subur	Sari Lembah Subur 2	-0.0021	102.1964	PO1000007596
Satu Sembilan Delapan	Satu Sembilan Delapan	2.1426	117.2984	PO1000007603
Satya Kisma Usaha	Sungai Bengkal	-1.5906	102.6100	PO1000001722
Saudara Sejati Luhur	Gunung Melayu I	2.7917	99.5983	PO1000002609
Sawit Anugerah Sejahtera	Sawit Anugerah Sejahtera	1.1517	101.2767	PO1000004441
Sawit Asahan Indah	Sawit Asahan Indah	0.7613	100.5190	PO1000004417
Sawit Inti Prima Perkasa	Sawit Inti Prima Perkasa	1.2548	101.1536	PO1000009567
Sawit Inti Raya	Sawit Inti Raya	-0.4558	102.1690	NA
Sawit Jaya Makmur Sentosa	Sawit Jaya Makmur Sentosa	4.0171	98.2124	PO1000004558
Sawit Jaya Mandiri Lestari	Sawit Jaya Mandiri Lestari	-0.4428	102.2564	NA
Sawit Kinabalu Sdn Bhd	Apas Balung	4.3718	118.1015	PO1000003726
Sawit Kinabalu Sdn Bhd	Borneo Samudera Sdn Bhd (Kunak Mill)	4.7573	118.1384	PO1000003727
Sawit Kinabalu Sdn Bhd	Langkon	6.5717	116.7083	PO1000003728
Sawit Kinabalu Sdn Bhd	Lumadan	5.2560	115.6563	PO1000003729
Sawit Kinabalu Sdn Bhd	Sandau	5.2043	118.1341	PO1000003732
Sawit Kinabalu Sdn Bhd	Sebrang	4.9897	118.5551	PO1000003733
Sawit Kinabalu Sdn Bhd	Sepagaya	5.6339	118.1250	PO1000003795
Sawit Mas Nusantara	Sawit Mas Nusantara	0.1602	101.7207	PO1000008141
Sawit Mas Sejahtera	Pangkalan Panji	-2.9485	104.4665	PO1000001612
Sawit Mas Sejahtera	Sungai Kikim	-3.6330	103.2191	PO1000004068
Sawit Nagan Raya Makmur	Sawit Nagan Raya Makmur	4.0489	96.4743	PO1000004560
Sawit Riau Makmur	Teluk Mega	1.5337	100.9929	PO1000004263
Sawit Sukses Sejahtera	Sawit Sukses Sejahtera	0.4198	116.4900	PO1000006156
Sawita Inter Perkasa	Sawita Inter Perkasa	2.7990	99.4416	PO1000004129
Sawita Pasaman Jaya	Sawita Pasaman Jaya	0.3246	99.4522	PO1000008206
Sawita Unggul Jaya	Sawita Unggul Jaya	2.3335	100.0995	PO1000004173
Sawitta Jaya Lau Pakam	Sawitta Jaya Lau Pakam	3.2604	97.9650	PO1000004312
Sawitta Jaya Sejahtera	Sawitta Jaya Sejahtera	2.7936	99.2167	NA
Seatex Development Sdn Bhd	Hass POM	3.5389	113.8998	PO1000008241
Sebakis Inti Lestari	Sebakis Inti Lestari	4.0052	117.2545	PO1000004555
Sebanga Multi Sawit	Sebanga Multi Sawit	1.2560	101.2887	PO1000007595
Sekarbumi Alamlestari	Tapung Kanan	0.7572	101.2197	PO1000000638
Selatan Agung Sejahtera	Selatan Agung Sejahtera	-3.1690	103.1058	PO1000010042
Sempurna Sejahtera	Bambangan	4.1621	117.7014	PO1000010252
Semunai Sawit Perkasa	Semunai Sawit Perkasa	1.1636	101.2783	PO1000008278
Sentosa Prima Agro	Bukit Belaban Jaya	-1.7511	110.4915	PO1000009566
Seong Thye Plantations Sdn Bhd	Ladang Padang Kahang	2.3096	103.5292	PO1000003890
Seong Thye Plantations Sdn Bhd	Ladang Rompin	2.9390	103.2438	PO1000004835

Parent CompanyName	Mill Name	Latitude	Longitude	UML
Sepanjang Intisurya Mulia	Mulia	-1.3827	110.4796	PO1000004458
Serba Huta Jaya	Serba Huta Jaya	2.2229	99.9346	PO1000004137
Serdang Cemerlang	Serdang Cemerlang	3.7658	98.5550	PO1000004534
Serdang Hulu	Serdang Hulu	3.3495	98.4944	PO1000004332
Serdang Tengah	Tanjung Purba	3.3958	98.8553	PO1000004339
Seri Langat Palm Oil Mill Sdn Bhd	Seri Langat	2.8638	101.5128	PO1000007612
Seri Morib Palm Oil Mill Sdn Bhd	Seri Morib	2.7214	101.4913	PO1000008191
Seri Ulu Langat Palm Oil Mill Sdn Bhd	Seri Ulu Langat	2.8517	101.6501	PO1000008195
Serian Palm Oil Mill Sdn Bhd	Serian	0.9561	110.6226	PO1000003887
ServiciosAgrariosDe Pucallpa	ServiciosAgrariosDe Pucallpa	-74.9256	-8.1838	NA
Setia Agrindo Mandiri	Setia Agrindo Mandi	-0.4336	102.9660	NA
Setia Kawan Kilang Kelapa Sawit Sdn Bhd	Setia Kawan	5.4413	100.6274	PO1000003891
Sewangi Sejati Luhur	Prima Sauhur Lestari Pom	0.7144	100.9284	PO1000004411
Siang	Kilang Kelapa Sawit Ladang Siang	1.6336	104.2189	PO1000003814
Sime Darby Plantation Bhd	Binuang (Sou 28)	4.7045	118.0602	PO1000000063
Sime Darby Plantation Bhd	Bukit Benut (Sou 22)	1.9311	103.3474	PO1000000194
Sime Darby Plantation Bhd	Bukit Kerayong (Sou 7)	3.1869	101.3749	PO1000000155
Sime Darby Plantation Bhd	Bukit Puteri (Sou 10)	4.2027	101.8626	PO1000000192
Sime Darby Plantation Bhd	Chaah (Sou 20)	2.1487	102.9740	PO1000000190
Sime Darby Plantation Bhd	Chersonese (Sou 2)	4.9785	100.4619	PO1000000302
Sime Darby Plantation Bhd	Derawan (Sou 33)	3.3902	113.3454	PO1000000306
Sime Darby Plantation Bhd	Diamond Jubilee (Sou 18)	2.3242	102.4828	PO1000000187
Sime Darby Plantation Bhd	East (Sou 8)	2.8833	101.4361	PO1000000097
Sime Darby Plantation Bhd	Elphil (Sou 3)	4.8906	101.0931	PO1000000191
Sime Darby Plantation Bhd	Flemington (Sou 4)	3.9281	100.8572	PO1000000294
Sime Darby Plantation Bhd	Giram (Sou 29)	4.5868	118.1939	PO1000000182
Sime Darby Plantation Bhd	Gunung Mas (Sou 21)	2.2435	103.1379	PO1000000183
Sime Darby Plantation Bhd	Hadapan (Sou 24)	1.7622	103.4487	PO1000000301
Sime Darby Plantation Bhd	Jabor (Sou 12)	3.9608	103.3089	PO1000000156
Sime Darby Plantation Bhd	Kempas (Sou 17)	2.2435	102.4814	PO1000000347
Sime Darby Plantation Bhd	Kerdau (Sou 11)	3.5694	102.2783	PO1000000295
Sime Darby Plantation Bhd	Kok Foh (Sou 16)	2.7847	102.5042	PO1000000296
Sime Darby Plantation Bhd	Labu (Sou 13)	2.7489	101.8045	PO1000000297
Sime Darby Plantation Bhd	Lavang (Sou 31)	3.4283	113.6003	PO1000000304
Sime Darby Plantation Bhd	Melalap (Sou 27)	5.2308	115.9863	PO1000000300
Sime Darby Plantation Bhd	Merotai (Sou 30)	4.3693	117.8329	PO1000000064
Sime Darby Plantation Bhd	Pagoh (Sou 19)	2.0774	102.7185	PO1000001031

Parent CompanyName	Mill Name	Latitude	Longitude	UML
Sime Darby Plantation Bhd	Rajawali (Sou 32)	3.3725	113.4006	PO1000000305
Sime Darby Plantation Bhd	Sandakan Bay (Sou 26)	5.6414	118.1669	PO1000000065
Sime Darby Plantation Bhd	Selaba (Sou 5)	3.9890	101.0813	PO1000000195
Sime Darby Plantation Bhd	Seri Intan (Sou 5)	3.9692	100.9856	PO1000000193
Sime Darby Plantation Bhd	Sua Betong (Sou 15)	2.5283	101.8953	PO1000000298
Sime Darby Plantation Bhd	Sungai Dingin (Sou 1)	5.3943	100.7112	PO1000000104
Sime Darby Plantation Bhd	Tanah Merah (Sou 14)	2.6553	101.7928	PO1000000098
Sime Darby Plantation Bhd	Tennamaram (Sou 6)	3.3956	101.4176	PO1000000157
Sime Darby Plantation Bhd	Ulu Remis (Sou 23)	1.8344	103.4625	PO1000000307
Sime Darby Plantation Bhd	West (Sou 9)	2.9050	101.3613	PO1000000103
Sime Indo Agro	Bukit Ajong	0.2689	110.4828	PO1000000107
Simpang Kanan Lestarindo	Simpang Kanan Lestarindo	1.8514	100.2956	PO1000004495
Sin Huat Hin	Sin Huat Hin Palm Oil Mill (Kuala Selangor) Sdn Bhd	3.3446	101.2916	PO1000007536
Sinar Agro Raya	Sinar Agro Raya	0.4199	101.7564	PO1000007437
Sinar Dinamika Kapuas	Sinar Dinamika Kapuas	-0.3092	111.5968	PO1000004136
Sinar Gunung Sawit Raya	Sinar Gunung Sawit Raya	2.1149	98.2656	PO1000004523
Sinar Halomoan	Sinar Halomoan	1.0617	99.8344	PO1000007441
Sinar Langkat Perkasa	Sinar Langkat Perkasa	3.6208	98.4015	PO1000004296
Sinar Mas Agro Resources and Technology	Padang Halaban	2.3192	99.8394	PO1000001079
Sinar Pandawa	Sinar Pandawa	2.2263	100.0823	PO1000004271
Sinar Perdana Caraka	Sinar Perdana Caraka	1.6919	100.5585	PO1000004479
Sinar Sawit Subur Lestari	Sinar Sawit Subur Lestari	1.5903	99.8730	PO1000004265
Sinar Tenera	Sinar Tenera	3.0701	99.2047	PO1000004940
Sinar Utama Nabati	Sinar Utama Nabati	-0.3920	101.4170	PO1000010074
Sindora Berhad	Sindora	1.9854	103.4623	PO1000001264
Sindora Seraya	Sindora Seraya	1.8914	100.9526	PO1000011478
Sinergi Agro Industri	Sinergi Agro Industri	0.9039	118.4249	PO1000008577
Sintang Agro Mandiri	Simba	0.1411	111.4850	PO1000008148
Sisirau	Sisirau	4.2036	98.0642	PO1000004568
Socfin Indonesia	Aek Loba	2.6514	99.6178	PO1000001252
Socfin Indonesia	Bangun Bandar Mill	3.3317	99.0433	PO1000000451
Socfin Indonesia	Mata Pao Mill	3.5308	99.0919	PO1000001256
Socfin Indonesia	Negeri Lama	2.3173	100.0702	PO1000001250
Socfin Indonesia	Tanah Gambus	3.2042	99.4039	PO1000000352
SOGB	Sogb Grand Berebi	4.6791	-7.0912	PO1000004775
Solid Oil Palm Plantation Sdn Bhd	Solid	3.7369	113.5903	PO1000003893
Solid Orient Holdings Sdn Bhd	Solid Orient	5.5699	100.6993	PO1000003892
Sontang Sawit Permai	Sontang Sawit Permai	1.1256	100.8494	PO1000008277

Parent CompanyName	Mill Name	Latitude	Longitude	UML
Southern Keratong Plantations Sdn Bhd	Bukit Berembun	3.0754	102.7662	PO1000003895
Southern Perak Plantations Sdn Bhd	Southern Perak	3.8069	101.0294	PO1000003896
Southern Realty (Malaya) Sdn Bhd	Fermanagh	2.6501	101.6586	PO1000007505
Southern Realty (Malaya) Sdn Bhd	Golconda	3.1394	101.3879	PO1000006213
Southwind Plantation Sdn Bhd	Southwind	3.6381	113.5027	PO1000004840
Sri Andal Lestari	Sri Andal Lestari	-2.7857	104.3625	PO1000010258
Sri Ganda Oil Mill Sdn Bhd	Sri Ganda	3.9131	101.1988	PO1000003877
Sri Ganda Oil Mill Sdn Bhd	Sri Ganda Oil Mill Sdn Bhd	4.1541	101.1465	PO1000008261
Sri Indrapura Sawit Lestari	Sri Indrapura Sawit Lestari	0.4642	101.7365	PO1000008425
Sri Senggora Kilang Kelapa Sawit Sdn Bhd	Sri Senggora	3.6037	102.9177	PO1000006199
Srijaroen Palm Oil Co.,Ltd.	Srijaroen Palm Oil Co.,Ltd.	8.2906	99.0552	PO1000002490
Sriwijaya Palm Oil Indonesia	Sriwijaya Palm Oil Indonesia	-2.8258	104.7353	PO1000004938
ST Palm Oil Mill Sdn Bhd	St Palm Oil Mill	3.8342	101.1745	PO1000003900
Steelindo Wahana Perkasa	Steelindo Wahana Perkasa	-2.7235	108.0627	PO1000002895
Subur Arum Makmur	Subur Arum Makmur I	0.8193	100.8875	PO1000004231
Subur Arum Makmur	Subur Arum Makmur II	0.9784	100.7826	PO1000007052
Suburban Properties Sdn Bhd	Suburban Properties	2.7490	102.9893	PO1000003901
Suburmas Plantations Sdn Bhd	Suburmas	3.5253	113.3575	PO1000003866
Sugih Riesta Jaya, PT.	Technindo	-0.7953	102.5942	NA
Suka Damai Factory	Suka Damai Factory	0.6814	100.5283	NA
Sukau Palm Oil Mill Sdn Bhd	Sukau	5.5684	118.2057	PO1000003841
Sukses Gemilang Palem	Sukses Gemilang Palem	-2.2676	102.5471	PO1000010006
Sukses Karya Sawit	Sukses Karya Sawit	-2.8010	110.5938	PO1000004867
Sumatera Makmur Lestari	Sumatera Makmur Lestari	-0.6620	102.3450	PO1000006184
Sumber Adinusa Lestari	Sumber Adinusa Lestari	-2.2041	111.4795	PO1000008182
Sumber Alam Makmur Sentosa	Muara Dilam	0.9595	100.7238	PO1000004424
Sumber Bumi Sawit Jadi Raya	Sumber Bumi Sawit Jadi Raya	2.8025	99.2025	PO1000010030
Sumber Bunga Sawit Lestari	Babulu	-1.4924	116.4444	PO1000008208
Sumber Guna Nabati	Sumber Guna Nabati	-2.0064	102.4929	PO1000008188
Sumber Indah Perkasa	Sungai Buaya	-4.1286	105.4388	PO1000001342
Sumber Indah Perkasa	Sungai Merah	-4.2184	105.5888	PO1000001343
Sumber Jaya Indahnusa Coy	Kota Lama	0.8922	100.6990	PO1000004423
Sumber Jaya Indahnusa Coy	Tambusai Mill	1.1346	100.6422	PO1000004251
Sumber Kencana Indo Palma	Sumber Kencana Indo Palma	-0.6827	102.5015	PO1000007448
Sumber Makmur Jaya	Sumber Kembang Jaya	3.7658	98.4074	PO1000004536
Sumber Makmur Jaya	Sumber Makmur Jaya	4.0334	98.3015	PO1000004559

Parent CompanyName	Mill Name	Latitude	Longitude	UML
Sumber Sawit Makmur	Paya Pinang	3.2705	99.2478	PO1000004314
Sumber Sawit Mekar	Mancang	3.6532	98.4310	PO1000004522
Sumber Tani Agung	Madina Agro Lestari (Sikapas)	1.2172	98.8957	PO1000011179
Sumber Tani Agung	Sumber Tani Agung	1.7546	99.9835	PO1000004483
Sun Sawit	Sun Sawit	-3.1683	104.8920	PO1000008137
Sungai Bahar Pasifik Utama	Sungai Bahar Pasifik Utama	-1.5362	103.6306	PO1000004468
Sungai Kerang Development Sdn Bhd	Sungai Kerang	4.4035	100.8360	PO1000003902
Sungai Ruku Oil Palm Plantation Sdn Bhd	Sungai Ruku	5.5637	117.9003	PO1000003856
Sungai Sugut	Sungai Sugut	5.8538	117.3223	PO1000010813
Sungei Kahang Palm Oil Sdn Bhd	Sungei Kahang	2.2319	103.5260	PO1000003888
Supra Matra Abadi	Aek Nabara	1.9997	99.9397	PO1000002145
Supra Matra Abadi	Tanah Datar	3.1481	99.5564	PO1000002144
Supra Matra Abadi	Teluk Panjie	2.0028	100.2436	PO1000002146
Surya Agrolika Reksa	Surya Agrolika Reksa	-0.1370	101.3908	PO1000004358
Surya Agrolika Reksa	Surya Agrolika Reksa 2	-0.2056	101.3189	PO1000007629
Surya Bratasena Plantation	Sei Nilo	0.1511	101.9751	PO1000004159
Surya Gemilang Agro Mandiri	Surya Gemilang Agro Mandiri	-1.2712	103.8144	PO1000007469
Surya Intisari Raya	Surya Intisari Raya	0.6296	101.5685	PO1000004216
Surya Sawit Sejahtera	Surya Sawit Sejahtera	-2.5977	120.5673	PO1000011557
Surya Sawit Sejati	Lada	-2.5909	111.7726	PO1000004083
Surya Utama Agrolestari	Surya Utama Agrolestari	-1.8051	103.4306	PO1000006212
Suryabumi Agrolanggeng	Surya Bumi Agrolanggeng	-3.3609	103.8837	PO1000008343
Suryabumi Tunggal Perkasa	Batu Bulan	-3.3371	115.7710	PO1000004070
Suryaraya Lestari	Suryaraya Lestari 1	-1.6938	119.3617	PO1000004481
Swadaya Andika	Selabak	-2.5072	116.2064	PO1000000328
Swadaya Mukti Prakarsa	Swadaya Mukti Prakarsa	-1.0829	110.3835	PO1000004436
Swakarsa Sawit Raya	Swakarsa Sawit Raya	-0.4891	102.4791	PO1000004130
Swakarsa Sinar Sentosa	PKS-1	1.1243	116.8518	PO1000000354
Swarna Nusa Sentosa	Swarna Nusa Sentosa	-2.4825	106.0767	PO1000004084
Swastisiddhi Amagra	Binabaru	0.2090	101.2761	PO1000004360
Swastisiddhi Amagra	Libo Jaya	0.9474	101.0968	PO1000008269
Syarikat Cahaya Muda Perak (Oil Mill) Sdn Bhd	Cahaya Muda Perak	4.1610	101.2829	PO1000003905
Syarikat Kretam Mill Sdn Bhd	Kretam	5.6572	117.8375	PO1000003496
Syarikat Kretam Mill Sdn Bhd	Silimpopon	4.3253	117.4774	PO1000007945
Syarikat Ladang Sungai Terah Sdn Bhd	Kilang Sawit Sungai Terah	4.9779	101.9551	PO1000003903
Syarikat Peladang & Perusahaan Minyak Sdn Bhd	Syarikat Peladang & Perusahaan Minyak	3.9797	100.9906	PO1000003906

Parent CompanyName	Mill Name	Latitude	Longitude	UML
Syarikat Penanaman Bukit Senorang Sdn Bhd	Bukit Senorang	3.0975	102.4267	PO1000003950
Syarikat Perusahaan Kelapa Sawit Sdn Bhd	Syarikat Perusahaan Kelapa Sawit	2.1670	103.0585	PO1000003721
Syarikat Pukin Ladang Kelapa Sawit Sdn Bhd	Pukin	2.7224	102.9110	PO1000000199
Syarimo Sdn Bhd	Syarimo	5.3340	117.7813	PO1000000540
Syaukath Agro	Syaukath Agro	4.5754	95.7050	PO1000008584
Syaukath Sejahtera	Syaukath Sejahtera	5.2284	96.8990	PO1000004583
Taclico Company Sdn Bhd	Taclico	5.5076	100.5996	PO1000003909
Taclico Company Sdn Bhd	Tanjung Panjang	5.6443	118.3331	PO1000003912
Tagar Properties Sdn Bhd	Tagar	3.4359	101.4741	PO1000007472
Talang Jerinjing Sawit	Talang Jerinjing Palm	-0.4632	102.4672	PO1000006181
Tales Inti Sawit	Tales Inti Sawit	3.3273	98.7640	PO1000004321
Tamaco Oil Mill Sdn Bhd	Tamaco 1	5.2440	118.3260	PO1000003910
Tamaco Oil Mill Sdn Bhd	Tamaco 2	5.1541	118.2285	PO1000003911
Tamora Agro Lestari	Tamora Agro Lestari	-0.5305	101.4172	PO1000004395
Tanah Emas Oil Palm Processing Sdn Bhd	Tanah Emas	5.6470	117.2929	PO1000003851
Tanah Makmur Berhad	Sri Jelutung	3.3515	103.1278	PO1000003899
Taner R&D Palm Oil Mill Sdn Bhd	Taner R&D	5.2546	116.0085	PO1000008305
Tapian Nadenggan	Hanau	-2.3609	112.1097	PO1000001154
Tapian Nadenggan	Langga Payung Palm Oil Mill	1.6544	99.8869	PO1000001150
Tapian Nadenggan	Semilar	-2.2481	112.3404	PO1000001156
Tasik Raja	Tasik Raja	1.6696	100.1615	PO1000004476
Tasma Puja	Batang Cenaku	-0.8147	102.1900	PO1000007641
Tasma Puja	Sei Kuamang	0.2750	101.2194	PO1000004370
Tayan Bukit Sawit	Tayan Bukit Sawit	0.5435	110.4238	PO1000008230
TBS Oil Mill Sdn Bhd	TBS Oil Mill	2.0072	111.3522	PO1000010946
TDM Plantation Sdn Bhd	Kemaman	4.4030	103.2480	PO1000001053
TDM Plantation Sdn Bhd	Sungai Tong	5.3081	102.9104	PO1000001113
Tebo Indah	Tebo Indah	-1.5007	102.5787	PO1000008587
Teck Guan Group	Taliwas	5.0701	118.2562	PO1000011181
Tee Teh Sdn Bhd	Tee Teh	2.8407	102.8659	PO1000003922
Teguh Jayaprima Abadi	Rahayu	-0.2977	116.7724	NA
Teguh Karsa Wanalestari	Bunga Raya	0.9277	102.0213	PO1000006144
Teguh Karsa Wanalestari	Kandis	0.9005	101.3797	PO1000008266
Teguh Sempurna	Pematang	-2.1483	112.2928	PO1000000314
Temerloh Mill Sdn Bhd	Temerloh	4.6480	100.6950	PO1000003853
Tetangga Akrab Sdn Bhd	Tetangga Akrab 1	1.0225	110.6917	PO1000004795

Parent CompanyName	Mill Name	Latitude	Longitude	UML
Tetangga Akrab Sdn Bhd	Tetangga Akrab 2	3.9608	113.8961	PO1000010019
Teupin Lada	Teupin Lada	5.0511	97.5697	PO1000009561
TH Indo Plantations	Agathis	0.1032	103.0344	PO1000010255
TH Indo Plantations	Jati	0.1060	103.1704	PO1000010254
TH Indo Plantations	Nyatoh	0.1316	103.1542	PO1000004356
TH Indo Plantations	Pulai	0.2197	103.1656	PO1000004363
TH Indo Plantations	Ramin	0.2454	102.9783	PO1000010048
TH Indo Plantations	Tembusu	0.1969	103.0098	PO1000010253
TH Plantations Berhad	Bukit Lawiang	1.9659	103.4343	PO1000003924
TH Plantations Berhad	Pasir Besar	2.6194	102.5117	PO1000003925
THP Kota Bahagia Sdn Bhd	Kota Bahagia	2.9865	102.9270	PO1000003926
THP Sabaco Sdn Bhd	Sungai Tenegang	5.2181	118.0314	PO1000003929
THP Saribas Sdn Bhd	Gedong	1.1553	110.6762	PO1000003923
THP Saribas Sdn Bhd	Ladang Raja Udang	1.6653	111.2020	PO1000004836
Tian Siang Oill Mill (Air Kuning) Sdn Bhd	Tian Siang Air Kuning	4.1614	101.1648	PO1000002543
Tian Siang Oill Mill (Pahang) Sdn Bhd	Pahang	3.8035	101.8421	PO1000008248
Tian Siang Oill Mill (Pahang) Sdn Bhd	Tian Siang Pahang	3.9865	101.7925	PO1000006189
Tian Siang Oill Mill (Perak) Sdn Bhd	Tian Siang Perak	4.5930	100.7323	PO1000003931
Tian Siang Oill Mill Sdn Bhd	Tian Siang Oill Mill	5.4014	117.8847	PO1000002070
Tian Tujuh puluh Utama	Balai Jaya	1.6840	100.5336	PO1000011180
Timor Enterprise Sdn Bhd	Timora	5.3047	118.3401	PO1000003932
Timor Oil Palm Plantation Berhad	Timor / Ladang Maran	3.6344	102.7660	PO1000008433
Tolan Tiga Indonesia	Perlabian	2.0614	100.0812	PO1000000099
Topaz Emas Sdn Bhd	Topaz Emas	4.5534	100.7256	PO1000003933
Toscano Indah Pratama	Toscano Indah Pratama	-1.0868	119.4729	PO1000008569
Toupos Palm Oil Mill Sdn Bhd	Toupos	5.6604	116.8800	PO1000008314
Transco Pratama	Transco Pratama	-1.1785	101.7223	PO1000004114
Tri Bahtera Srikandi	Sago Nauli	0.4665	99.3703	PO1000004386
Tri Bakti Sarimas	Bukit Payung	-0.7282	101.6399	PO1000004119
Tri Bakti Sarimas	Ibul	-0.8603	101.7508	PO1000007511
Trimitra Lestari	Trimitra Lestari	-1.0687	103.1651	PO1000004432
Trinity Palmas Plantation	Trinity Palmas Plantation	-2.0579	119.3449	PO1000007519
TSH Plantation Management Sdn Bhd	Kunak	4.4673	118.1852	PO1000007786
TSH Plantation Management Sdn Bhd	Lahad Datu	5.3194	118.0427	PO1000005713

Parent CompanyName	Mill Name	Latitude	Longitude	UML
TSH Plantation Management Sdn Bhd	Sabahan	4.8193	118.0877	PO1000004839
Tunas Harapan Sawit	Tunas Harapan Sawit	3.3675	99.0178	PO1000004336
Tung Hup Palm Oil Mill Sdn Bhd	Tung Hup	5.2824	117.8680	PO1000003947
Tunggal Mitra Plantations	Manggala	1.5205	100.7319	PO1000000330
Tunggal Perkasa Plantations	Tunggal Perkasa Plantations	-0.3052	102.2732	PO1000004372
Tunggal Yunus Estate	Topaz	0.6894	100.9350	PO1000002142
Ujong Neubok Dalam	Ujong Neubok Dalam	4.0625	96.4871	PO1000008258
Umada	Umada	2.2343	99.7891	PO1000004141
Umbul Mas Wisesa	Umbul Mas Wisesa	2.2108	100.2711	PO1000001670
Umekah Sari Pratama	Umeka Sari Pratama	-2.1238	110.9809	PO1000010072
Unggul Lestari	Unggul Lestari	-1.5958	112.5988	PO1000000286
Uniaceites	Uniaceites	16.5363	-89.8629	PO1000010814
Unique Palm Oil Mill Sdn Bhd	Unique	2.7818	112.2910	PO1000003948
United Kingdom Indonesia Plantation	Blankahan	3.4940	98.3970	PO1000004344
United Malacca	Lifere Agro Kapuas	-2.7404	114.4567	PO1000011195
United Oil Palm Industries Sdn Bhd	United Oil Palm	5.1548	100.5078	PO1000003951
United Palm Oil Industry Public Company Limited (UPOIC)	United Palm Oil Industry Public Company Limited (Upoic)	8.1538	99.0219	PO1000001050
United Plantations Berhad	Ulu Basir	3.7244	101.2558	PO1000000240
United Plantations Bhd	Ulu Bernam	3.7453	101.1461	PO1000000242
Univanich Palm Oil	Lamthap Mill	8.0003	99.3307	PO1000000614
Univanich Palm Oil	Topi Mill	8.5788	98.9208	PO1000000694
Usaha Agro Indonesia	Usaha Agro Indonesia	-2.6832	110.9754	PO1000006365
Usaha Kita Makmur	Usaha Kita Makmur	-0.5298	101.4931	PO1000004394
Varem Sawit Cemerlang	Varem Sawit Cemerlang	2.6650	99.6674	PO1000007529
Veetar Palm Oil Mill Sdn Bhd	Veetar	5.3364	116.9425	PO1000003952
Victorindo Alam Lestari	Unit Pabrik Hutalombang	1.1395	99.7681	PO1000006269
Victory Enghoe Plantations Sdn Bhd	Southern Malay	1.7910	103.3626	PO1000003953
Vila Sutera Sdn Bhd	Bukit Kapah	5.1094	102.8970	PO1000003954
Wahana Karya Mandiri Kahuripan	Bunga Mayang	-4.4716	104.2559	PO1000004056
Wahana Plantation	Wahana Plantation	0.1184	111.5597	NA
Wanasari Nusantara	Wanasari Nusantara	-0.2870	101.4718	PO1000006376
Waris Selesa Sdn Bhd	Waris Selesa	4.8697	118.0906	PO1000006167
Wealth Leap Sdn Bhd (Harvard Master)	Wealth Leap (Harvard Master)	3.7546	113.8491	PO1000003961
Wee Tee Tong Palm Oil Mill Sdn Bhd	Wee Tee Tong	5.6628	117.8114	PO1000007538

Parent CompanyName	Mill Name	Latitude	Longitude	UML
Wijaya Borneo Tiganna	Batang Kelur	-2.8430	116.0509	NA
Woodman Kuala Baram Estates Sdn Bhd	Adong	4.5410	114.1191	PO1000003957
Woodman Kuala Baram Estates Sdn Bhd	Semanok	3.0052	112.8985	PO1000003958
Woodman Kuala Baram Estates Sdn Bhd	Usaha Sepadan	3.3422	113.1881	PO1000003959
WTK Group	Suajaya Mahir Crop	2.8488	112.7059	PO1000010817
WTK Oil Mill Sdn Bhd	WTK Oil Mill	3.5766	113.4881	PO1000003962
Wujud Wawasan Sdn Bhd	Kosma / Wujud Wawasan	3.0339	102.8404	PO1000003874
Yaputra Alfa Palmindo	Yaputra Alfa Palmindo	3.7211	98.1990	PO1000008246
Yee Lee Palm Oil Industries Sdn Bhd	Yee Lee	4.0857	101.2803	PO1000003963
YPJ Plantations Sdn Bhd	Alaf	1.7187	103.7824	PO1000003964
Yuni Bersaudara Sejahtera	Yuni Bersaudara Sejahtera	-0.0269	101.1889	NA
Yuwang Palm Oil Mill Sdn Bhd	Yuwang	4.7768	117.9344	PO1000003965

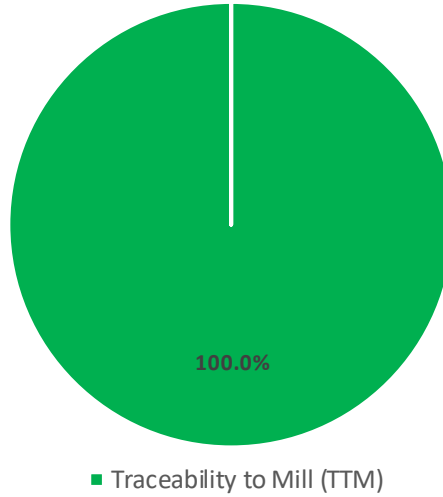
List of Trading Companies

Trading Company Name
AAA Oils & Fats Pte Ltd
Aastar Trading Pte Ltd
Agri Oils Pte Ltd
Asia Oils Pte Ltd
Astra-KLK Pte Ltd
Bunge Loders Crocklaan Oils Sdn Bhd
C.I. Acepalma S.A.
Cargill Group
FGV Group
First Resources Trading Pte Ltd
Genting Musimmas Refinery Sdn Bhd
Golden Agri International Pte Ltd
Green Edible Oil Sdn Bhd
Industria Chiquibul S.A.
Indutrade Colombia Sociedad De Comercializacion Internacional S.A.S.
Inter-Continental Oils & Fats Pte Ltd
Intercontinental Specialty Fats Sdn Bhd
IOI Global Services Sdn Bhd
Keck Seng (Malaysia) Berhad
Mewah Group
Olam Palm Gabon
Oleoflores S.A.S.

Trading Company Name
Pal maju Edible Oil Sdn Bhd
Pasternak Baum & Co
PT Berlian Eka Sakti Tangguh
PT Bina Karya Prima
Sime Darby Oils Pasir Gudang Refinery Sdn Bhd
Sogescol FR SA
Sol De Palma S.A.
Teng Yun International Pte Ltd
Thin Oil Products LLC
Vance Bioenergy Sdn Bhd
Virgoz Oils & Fats Pte Ltd
Wilmar Oleo North America LLC

LDC PACKAGING BUSINESS

LDC sources packaged refined palm oil and fats from Malaysia and Indonesia, and supply the products to customers in Africa, Middle East, Eastern Europe and Central America. These products are used as cooking oil, baking and personal care products.

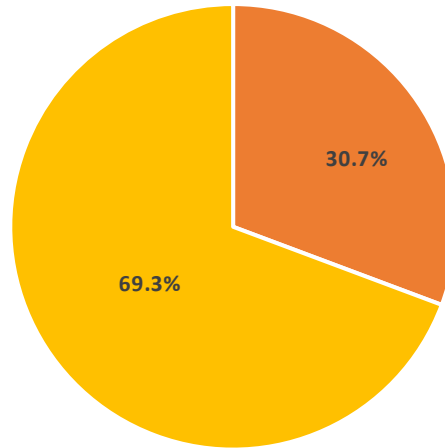


List of Refineries:

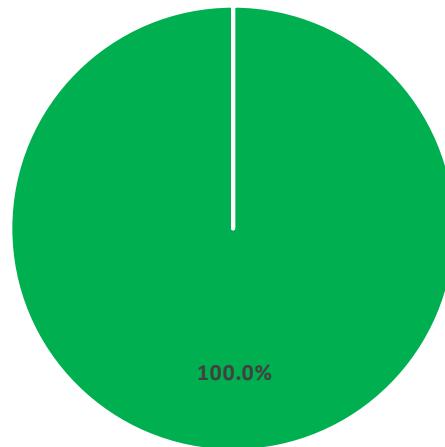
Refinery Name
AAA Oils & Fats Pte Ltd
Aastar Trading Pte Ltd
Agri Oils Pte Ltd
Asian Food Ingredients Sdn Bhd
Continental Resources Sdn Bhd
PT Batara Elok Semesta Terpadu
PT Berkah Emas Sumber Terang
PT Berlian Eka Sakti Tangguh
PT Citra Nutrindo Langgeng
PT Domus Jaya
PT Karya Indah Alam Sejahtera
PT Primus Sanus Cooking Oil Industrial
PT Wahana Citra Nabati
Virgoz Oils & Fats Pte Ltd

LDC INDIA

LDC operates an edible oil refinery in India, importing crude palm oil from Indonesia and Malaysia through trading partners. It supplies refined palm oil products to the domestic market, mainly for the food manufacturing industry and household consumption.



■ High Seas (HSS) ■ Import
LDC India Volume H2 - 2021



■ Traceability to Mill (TTM) Import

List of Shipper (Imports):

List of Shipper
AAA Oils & Fats Pte Ltd
Asia Oils Pte Ltd
FGV Trading Sdn Bhd
Inter-Continental Oils & Fats Pte Ltd
Paco Trading
Ramu Agri Industries
Sime Darby Sdn Bhd